

APPROVAL SHEET

MULTILAYER CERAMIC CAPACITORS

General Purpose Series (4V to 100V)

0201 to 1812 Sizes

NP0, X7R, Y5V, X6S, X7S & X5R Dielectrics

Halogen Free & RoHS Compliance

*Contents in this sheet are subject to change without prior notice.

Multilayer Ceramic Capacitors

1. DESCRIPTION

MLCC consists of a conducting material and electrodes. To manufacture a chip-type SMT and achieve miniaturization, high density and high efficiency, ceramic condensers are used.

WTC's MLCC is made by NP0, X7R, X6S, X5R and Y5V dielectric material and which provides product with high electrical precision, stability and reliability.

2. FEATURES

- a. A wide selection of sizes is available (0201 to 1812).
- b. High capacitance in given case size.
- c. Capacitor with lead-free termination (pure Tin).

3. APPLICATIONS

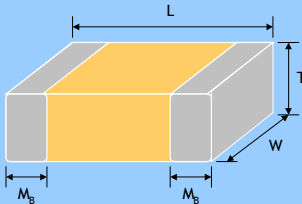
- a. For general digital circuit.
- b. For power supply bypass capacitors.
- c. For consumer electronics.
- d. For telecommunication.

4. HOW TO ORDER

<u>1206</u>	<u>B</u>	<u>104</u>	<u>K</u>	<u>500</u>	<u>C</u>	<u>I</u>
<u>Size</u>	<u>Dielectric</u>	<u>Capacitance</u>	<u>Tolerance</u>	<u>Rated voltage</u>	<u>Termination</u>	<u>Packaging style</u>
Inch (mm) 0201 (0603) 0402 (1005) 0603 (1608) 0805 (2012) 1206 (3216) 1210 (3225) 1812 (4532)	N =NP0 (COG) B =X7R F =Y5V X =X5R S =X6S A =X7S	Two significant digits followed by no. of zeros. And R is in place of decimal point. eg.: 0R5=0.5pF 1R0=1.0pF 104=10x10 ⁴ =100nF	A =±0.05pF B =±0.1pF C =±0.25pF D =±0.5pF F =±1% G =±2% J =±5% K =±10% M =±20% Z =-20/+80%	Two significant digits followed by no. of zeros. And R is in place of decimal point. 4R0 =4 VDC 6R3 =6.3 VDC 100 =10 VDC 160 =16 VDC 250 =25 VDC 500 =50 VDC 101 =100 VDC	C =Cu/Ni/Sn	T =7" reeled G =13" reeled

Multilayer Ceramic Capacitors

5. EXTERNAL DIMENSIONS

Outline	Size Inch (mm)	L (mm)	W (mm)	T (mm)/Symbol	Soldering Method *	M _B (mm)			
 <p>Fig. 1 The outline of MLCC</p>	01R5 (0402)	0.4±0.02	0.2±0.02	0.2±0.02	V	R	0.10±0.03		
	0201 (0603)	0.6±0.03	0.3±0.03	0.3±0.03	L	R	0.15±0.05		
		0.6±0.05 ^{#2}	0.3±0.05 ^{#2}	0.3±0.05 ^{#2}			0.15+0.1/-0.05		
		0.6±0.09 ^{#3}	0.3±0.09 ^{#3}	0.3±0.09 ^{#3}					
	0402 (1005)	1.00±0.05	0.50±0.05	0.50±0.05	N	R	0.25 +0.05/-0.10		
				0.50+0.02/-0.05	Q	R			
	0603 (1608)	1.00±0.20	0.50±0.20	0.5±0.20	E	R	0.40±0.15		
		1.60±0.10	0.80±0.10	0.80±0.07	S	R / W			
				0.50±0.10	H	R / W			
	0805 (2012)	2.00±0.15	1.25±0.10	0.80+0.15/-0.10	X	R / W	0.50±0.20		
				1.60±0.20 ^{#1}	0.80±0.20 ^{#1}	0.8±0.20 ^{#1}			
				0.50±0.10	H	R / W			
				0.60±0.10	A	R / W			
				0.80±0.10	B	R / W			
				1.25±0.10	D	R			
	1206 (3216)	3.20±0.15	1.60±0.15	2.00±0.20	T	R / W	0.60±0.20 (0.5±0.25) ^{***}		
				1.25±0.20	I	R			
				0.80±0.10	B	R / W			
				0.95±0.10	C	R			
				1.25±0.10	D	R			
				1.15±0.15	J	R			
	1210 (3225)	3.20±0.20	1.60±0.20	3.20+0.30/-0.10	P	R	0.75±0.25		
				1.60+0.30/-0.10	1.60+0.30/-0.10	1.60±0.20		G	R
				0.95±0.10	C	R			
0.85±0.10				T	R				
1.25±0.10				D	R				
1.60±0.20				G	R				
1808 (4520)	4.50±0.40 (4.5+0.5/-0.3) ^{**}	2.03±0.25	2.00±0.20	K	R	0.75±0.25 (0.5±0.25) ^{***}			
			2.50±0.30	M	R				
			2.50±0.50 ^{#4}	2.50±0.50 ^{#4}	2.50±0.50 ^{#4}				
			1.25±0.10	D	R				
1812 (4532)	4.50±0.40 (4.5+0.5/-0.3) ^{**}	3.20±0.30	1.40±0.15	F	R	0.75±0.25 (0.5±0.25) ^{***}			
			1.60±0.20	G	R				
			2.00±0.20	K	R				
			2.50±0.30	M	R				
			2.80±0.30	U	R				

* R = Reflow soldering process ; W = Wave soldering process.

** For 1808/1812/1825 200V~4000V and safety certificated products.

*** For 1206_≥1000V, 1808/1812 200V~4000V and safety certificated products.

#1: For 0603/Cap_≥10μF or 0603(≤6.3V)/Cap_≥4.7μF or 0603(>10V)/Cap>1μF products.

#2: For 0201/ 0.1uF < Cap < 0.68uF products.

#3: For 0201/Cap_≥0.68μF products.

#4: For 1210(100V)/Cap>1μF or 1210(250V)/Cap>0.47μF or 1210(400V~630V)/Cap>0.22μF.

6. GENERAL ELECTRICAL DATA

Dielectric	NP0	X7R	Y5V	X5R	X6S	X7S
Size	0201, 0402, 0603, 0805, 1206, 1210, 1812					
Capacitance range*	0.1pF to 0.1μF	100pF to 47μF	0.01μF to 100μF	100pF to 220μF	0.1μF to 100μF	1μF to 100μF
Capacitance tolerance**	Cap≤5pF ^{#1} : A (±0.05pF), B (±0.1pF), C (±0.25pF) 5pF<Cap<10pF: C (±0.25pF), D (±0.5pF) Cap≥10pF: F (±1%), G (±2%), J (±5%), K (±10%)	J (±5%), K (±10%), M (±20%)	M (±20%), Z (-20/+80%)	K (±10%), M (±20%)	K (±10%), M (±20%)	K (±10%), M (±20%)
Rated voltage (WVDC)	10V, 16V, 25V, 50V, 100V	6.3V, 10V, 16V, 25V, 50V, 100V				
Operating temperature	-55 to +125°C		-25 to +85°C	-55 to +85°C	-55 to +105°C	-55 to +125°C
Capacitance characteristic	±30ppm	±15%	+30/-80%	±15%	±22%	±22%
Termination	Ni/Sn (lead-free termination)					

#1: NP0, 0.1pF product only provide B tolerance; 0603N0R4 provide B&C tolerance; 0603N0R3 only provide C tolerance.

* Measured at the condition of 30~70% related humidity.

NP0: Apply 1.0±0.2Vrms, 1.0MHz±10% for Cap≤1000pF and 1.0±0.2Vrms, 1.0kHz±10% for Cap>1000pF, 25°C at ambient temperature

X7R/X6S/X5R/X7S: Please refer to page 13 "Reliability test conditions and requirements" for detail.

Y5V: Apply 1.0±0.2Vrms, 1.0kHz±10%, at 20°C ambient temperature.

** Preconditioning for Class II MLCC: Perform a heat treatment at 150±10°C for 1 hour and then leave in ambient condition for 24±2 hours before measurement.



Multilayer Ceramic Capacitors

7. CAPACITANCE RANGE

7-1. NPO Dielectric 0201, 0402, 0603, 0805 Sizes

DIELECTRIC	NPO																				
	SIZE	0201					0402					0603					0805				
	RATED VOLTAGE (VDC)	10	16	25	50	100	10	16	25	50	100	10	16	25	50	100	10	16	25	50	100
0.1pF (0R1)	L	L	L	L	L	N	N	N	N												
0.2pF (0R2)	L	L	L	L	L	N	N	N	N												
0.3pF (0R3)	L	L	L	L	L	N	N	N	N		S	S	S	S							
0.4pF (0R4)	L	L	L	L	L	N	N	N	N		S	S	S	S							
0.5pF (0R5)	L	L	L	L	L	N	N	N	N	N	S	S	S	S	S	A	A	A	A	A	
0.6pF (0R6)	L	L	L	L	L	N	N	N	N	N	S	S	S	S	S	A	A	A	A	A	
0.7pF (0R7)	L	L	L	L	L	N	N	N	N	N	S	S	S	S	S	A	A	A	A	A	
0.8pF (0R8)	L	L	L	L	L	N	N	N	N	N	S	S	S	S	S	A	A	A	A	A	
0.9pF (0R9)	L	L	L	L	L	N	N	N	N	N	S	S	S	S	S	A	A	A	A	A	
1.0pF (1R0)	L	L	L	L	L	N	N	N	N	N	S	S	S	S	S	A	A	A	A	A	
1.2pF (1R2)	L	L	L	L	L	N	N	N	N	N	S	S	S	S	S	A	A	A	A	A	
1.5pF (1R5)	L	L	L	L	L	N	N	N	N	N	S	S	S	S	S	A	A	A	A	A	
1.8pF (1R8)	L	L	L	L	L	N	N	N	N	N	S	S	S	S	S	A	A	A	A	A	
2.0pF (2R0)	L	L	L	L	L	N	N	N	N	N	S	S	S	S	S	A	A	A	A	A	
2.2pF (2R2)	L	L	L	L	L	N	N	N	N	N	S	S	S	S	S	A	A	A	A	A	
2.7pF (2R7)	L	L	L	L	L	N	N	N	N	N	S	S	S	S	S	A	A	A	A	A	
3.0pF (3R0)	L	L	L	L	L	N	N	N	N	N	S	S	S	S	S	A	A	A	A	A	
3.3pF (3R3)	L	L	L	L	L	N	N	N	N	N	S	S	S	S	S	A	A	A	A	A	
3.9pF (3R9)	L	L	L	L	L	N	N	N	N	N	S	S	S	S	S	A	A	A	A	A	
4.0pF (4R0)	L	L	L	L	L	N	N	N	N	N	S	S	S	S	S	A	A	A	A	A	
4.7pF (4R7)	L	L	L	L	L	N	N	N	N	N	S	S	S	S	S	A	A	A	A	A	
5.0pF (5R0)	L	L	L	L	L	N	N	N	N	N	S	S	S	S	S	A	A	A	A	A	
5.6pF (5R6)	L	L	L	L	L	N	N	N	N	N	S	S	S	S	S	A	A	A	A	A	
6.0pF (6R0)	L	L	L	L	L	N	N	N	N	N	S	S	S	S	S	A	A	A	A	A	
6.8pF (6R8)	L	L	L	L	L	N	N	N	N	N	S	S	S	S	S	A	A	A	A	A	
7.0pF (7R0)	L	L	L	L	L	N	N	N	N	N	S	S	S	S	S	A	A	A	A	A	
8.0pF (8R0)	L	L	L	L	L	N	N	N	N	N	S	S	S	S	S	A	A	A	A	A	
8.2pF (8R2)	L	L	L	L	L	N	N	N	N	N	S	S	S	S	S	A	A	A	A	A	
9.0pF (9R0)	L	L	L	L	L	N	N	N	N	N	S	S	S	S	S	A	A	A	A	A	
10pF (100)	L	L	L	L	L	N	N	N	N	N	S	S	S	S	S	A	A	A	A	A	
12pF (120)	L	L	L	L	L	N	N	N	N	N	S	S	S	S	S	A	A	A	A	A	
15pF (150)	L	L	L	L	L	N	N	N	N	N	S	S	S	S	S	A	A	A	A	A	
18pF (180)	L	L	L	L	L	N	N	N	N	N	S	S	S	S	S	A	A	A	A	A	
22pF (220)	L	L	L	L	L	N	N	N	N	N	S	S	S	S	S	A	A	A	A	A	
27pF (270)	L	L	L	L	L	N	N	N	N	N	S	S	S	S	S	A	A	A	A	A	
33pF (330)	L	L	L	L	L	N	N	N	N	N	S	S	S	S	S	A	A	A	A	A	
39pF (390)	L	L	L	L	L	N	N	N	N	N	S	S	S	S	S	A	A	A	A	A	
47pF (470)	L	L	L	L	L	N	N	N	N	N	S	S	S	S	S	A	A	A	A	A	
56pF (560)	L	L	L	L	L	N	N	N	N	N	S	S	S	S	S	A	A	A	A	A	
68pF (680)	L	L	L	L	L	N	N	N	N	N	S	S	S	S	S	A	A	A	A	A	
82pF (820)	L	L	L	L	L	N	N	N	N	N	S	S	S	S	S	A	A	A	A	A	
100pF (101)	L	L	L	L	L	N	N	N	N	N	S	S	S	S	S	A	A	A	A	A	
120pF (121)	L	L	L	L	L	N	N	N	N	N	S	S	S	S	S	A	A	A	A	A	
150pF (151)			L	L		N	N	N	N	N	S	S	S	S	S	A	A	A	A	A	
180pF (181)						N	N	N	N	N	S	S	S	S	S	A	A	A	A	A	
220pF (221)						N	N	N	N	N	S	S	S	S	S	A	A	A	A	A	
270pF (271)			L	L		N	N	N	N	N	S	S	S	S	S	A	A	A	A	A	
330pF (331)			L			N	N	N	N	N	S	S	S	S	S	A	A	A	A	A	
390pF (391)			L			N	N	N	N	N	S	S	S	S	S	B	B	B	B	B	
470pF (471)			L			N	N	N	N	N	S	S	S	S	S	B	B	B	B	B	
560pF (561)			L			N	N	N	N	N	S	S	S	S	S	B	B	B	B	B	
680pF (681)						N	N	N	N	N	S	S	S	S	S	B	B	B	B	B	
820pF (821)						N	N	N	N	N	S	S	S	S	S	B	B	B	B	B	
1,000pF (102)						N	N	N	N	N	S	S	S	S	S	B	B	B	B	B	
1,200pF (122)											X	X	X	X	X*	B	B	B	B	B	
1,500pF (152)											X	X	X	X	X*	B	B	B	B	B	
1,800pF (182)											X	X	X	X		B	B	B	B	B	
2,200pF (222)											X	X	X	X		B	B	B	B	B	
2,700pF (272)											X	X	X	X		D	D	D	D	D	
3,300pF (332)											X	X	X	X		D	D	D	D	D	
3,900pF (392)											X	X	X	X		D	D	D	D	D	
4,700pF (472)											X	X	X	X		D	D	D	D	D	
5,600pF (562)											X*	X*	X*	X*		D	D	D	D	D	
6,800pF (682)											X*	X*	X*	X*		D	D	D	D	D	
8,200pF (822)											X*	X*	X*	X*		D	D	D	D	D	
0.010uF (103)											X*	X*	X*	X*		D	D	D	D	D	
0.012uF (123)																T*	T*	T*	T*	T*	
0.015uF (153)																T*	T*	T*	T*	T*	
0.018uF (183)																D*	D*	D*	D*	D*	
0.022uF (223)																D*	D*	D*	D*	D*	

1. The letter in cell is expressed the symbol of product thickness.
2. The letter in cell with "*" mark is expressed capacitance tolerance "J" (±5%) only.
3. For more information about products with special capacitance or other data, please contact WTC local representative.

Multilayer Ceramic Capacitors

Approval Sheet

7-1. NP0 Dielectric 1206, 1210, 1812 Sizes

DIELECTRIC	NP0													
	SIZE	1206					1210					1812		
RATED VOLTAGE (VDC)	10	16	25	50	100	10	16	25	50	100	16	25	50	100
1.0pF (1R0)														
1.2pF (1R2)	B	B	B	B	B									
1.5pF (1R5)	B	B	B	B	B									
1.8pF (1R8)	B	B	B	B	B									
2.2pF (2R2)	B	B	B	B	B									
2.7pF (2R7)	B	B	B	B	B									
3.3pF (3R3)	B	B	B	B	B									
3.9pF (3R9)	B	B	B	B	B									
4.7pF (4R7)	B	B	B	B	B									
5.6pF (5R6)	B	B	B	B	B									
6.8pF (6R8)	B	B	B	B	B									
8.2pF (8R2)	B	B	B	B	B									
10pF (100)	B	B	B	B	B	C	C	C	C	C	D	D	D	D
12pF (120)	B	B	B	B	B	C	C	C	C	C	D	D	D	D
15pF (150)	B	B	B	B	B	C	C	C	C	C	D	D	D	D
18pF (180)	B	B	B	B	B	C	C	C	C	C	D	D	D	D
22pF (220)	B	B	B	B	B	C	C	C	C	C	D	D	D	D
27pF (270)	B	B	B	B	B	C	C	C	C	C	D	D	D	D
33pF (330)	B	B	B	B	B	C	C	C	C	C	D	D	D	D
39pF (390)	B	B	B	B	B	C	C	C	C	C	D	D	D	D
47pF (470)	B	B	B	B	B	C	C	C	C	C	D	D	D	D
56pF (560)	B	B	B	B	B	C	C	C	C	C	D	D	D	D
68pF (680)	B	B	B	B	B	C	C	C	C	C	D	D	D	D
82pF (820)	B	B	B	B	B	C	C	C	C	C	D	D	D	D
100pF (101)	B	B	B	B	B	C	C	C	C	C	D	D	D	D
120pF (121)	B	B	B	B	B	C	C	C	C	C	D	D	D	D
150pF (151)	B	B	B	B	B	C	C	C	C	C	D	D	D	D
180pF (181)	B	B	B	B	B	C	C	C	C	C	D	D	D	D
220pF (221)	B	B	B	B	B	C	C	C	C	C	D	D	D	D
270pF (271)	B	B	B	B	B	C	C	C	C	C	D	D	D	D
330pF (331)	B	B	B	B	B	C	C	C	C	C	D	D	D	D
390pF (391)	B	B	B	B	B	C	C	C	C	C	D	D	D	D
470pF (471)	B	B	B	B	B	C	C	C	C	C	D	D	D	D
560pF (561)	B	B	B	B	B	C	C	C	C	C	D	D	D	D
680pF (681)	B	B	B	B	B	C	C	C	C	C	D	D	D	D
820pF (821)	B	B	B	B	B	C	C	C	C	C	D	D	D	D
1,000pF (102)	B	B	B	B	B	C	C	C	C	C	D	D	D	D
1,200pF (122)	B	B	B	B	B	C	C	C	C	C	D	D	D	D
1,500pF (152)	B	B	B	B	B	C	C	C	C	C	D	D	D	D
1,800pF (182)	B	B	B	B	B	C	C	C	C	C	D	D	D	D
2,200pF (222)	B	B	B	B	B	C	C	C	C	C	D	D	D	D
2,700pF (272)	B	B	B	B	B	C	C	C	C	C	D	D	D	D
3,300pF (332)	B	B	B	B	B	C	C	C	C	C	D	D	D	D
3,900pF (392)	B	B	B	B	B	C	C	C	C	C	D	D	D	D
4,700pF (472)	B	B	B	B	B	C	C	C	C	C	D	D	D	D
5,600pF (562)	B	B	B	B	B	C	C	C	C	C	D	D	D	D
6,800pF (682)	C	C	C	C	C	C	C	C	C	C	D	D	D	D
8,200pF (822)	D	D	D	D	D	C	C	C	C	C	D	D	D	D
0.010μF (103)	D	D	D	D	D	C	C	C	C	C	D	D	D	D
0.012μF (123)	P	P	P	P	P	D	D	D	D	D	D	D	D	D
0.015μF (153)	P	P	P	P	P	D	D	D	D	D	D	D	D	D
0.018μF (183)	P	P	P	P	P	K	K	K	K	K	D	D	D	D
0.022μF (223)	P	P	P	P	P	K	K	K	K	K	D	D	D	D
0.027μF (273)	P	P	P	P	P	K	K	K	K	K	D	D	D	D
0.033μF (333)	P	P	P	P	P	K	K	K	K	K	D	D	D	D
0.039μF (393)	P	P	P	P	P	K	K	K	K	K	M	M	M	M
0.047μF (473)	J*	J*	J*	J*	J*	K	K	K	K	K	M	M	M	M
0.056μF (563)	J*	J*	J*	J*	J*						M	M	M	M
0.068μF (683)	G*	G*	G*	G*	G*						M	M	M	M
0.082μF (823)	G*	G*	G*	G*	G*						M	M	M	M
0.1μF (104)	G*	G*	G*	G*	G*						M	M	M	M

1. The letter in cell is expressed the symbol of product thickness.
2. The letter in cell with “*” mark is expressed capacitance tolerance “J” (±5%) only.
3. For more information about products with special capacitance or other data, please contact WTC local representative.

Multilayer Ceramic Capacitors

Approval Sheet

7-2. X7R Dielectric 0201, 0402, 0603, 0805 Sizes

DIELECTRIC		X7R																							
SIZE		0201					0402					0603					0805								
RATED VOLTAGE (VDC)		6.3	10	16	25	50	6.3	10	16	25	50	100	6.3	10	16	25	50	100	6.3	10	16	25	50	100	
Capacitance	100pF (101)			L	L	L		N	N	N	N	N		S	S	S	S	S		B	B	B	B	B	
	120pF (121)			L	L	L		N	N	N	N	N		S	S	S	S	S		B	B	B	B	B	
	150pF (151)			L	L	L		N	N	N	N	N		S	S	S	S	S		B	B	B	B	B	
	180pF (181)			L	L	L		N	N	N	N	N		S	S	S	S	S		B	B	B	B	B	
	220pF (221)			L	L	L		N	N	N	N	N		S	S	S	S	S		B	B	B	B	B	
	270pF (271)			L	L	L		N	N	N	N	N		S	S	S	S	S		B	B	B	B	B	
	330pF (331)			L	L	L		N	N	N	N	N		S	S	S	S	S		B	B	B	B	B	
	390pF (391)			L	L	L		N	N	N	N	N		S	S	S	S	S		B	B	B	B	B	
	470pF (471)			L	L	L		N	N	N	N	N		S	S	S	S	S		B	B	B	B	B	
	560pF (561)			L	L	L		N	N	N	N	N		S	S	S	S	S		B	B	B	B	B	
	680pF (681)			L	L	L		N	N	N	N	N		S	S	S	S	S		B	B	B	B	B	
	820pF (821)			L	L	L		N	N	N	N	N		S	S	S	S	S		B	B	B	B	B	
	1,000pF (102)	L	L	L	L	L		N	N	N	N	N		S	S	S	S	S		B	B	B	B	B	
	1,200pF (122)	L	L	L	L			N	N	N	N	N		S	S	S	S	S		B	B	B	B	B	
	1,500pF (152)	L	L	L	L			N	N	N	N	N		S	S	S	S	S		B	B	B	B	B	
	1,800pF (182)	L	L	L	L			N	N	N	N	N		S	S	S	S	S		B	B	B	B	B	
	2,200pF (222)	L	L	L	L			N	N	N	N	N		S	S	S	S	S		B	B	B	B	B	
	2,700pF (272)	L	L	L	L			N	N	N	N	N		S	S	S	S	S		B	B	B	B	B	
	3,300pF (332)	L	L	L	L			N	N	N	N	N		S	S	S	S	S		B	B	B	B	B	
	3,900pF (392)	L	L	L	L			N	N	N	N	N		S	S	S	S	S		B	B	B	B	B	
	4,700pF (472)	L	L	L	L			N	N	N	N	N		S	S	S	S	S		B	B	B	B	B	
	5,600pF (562)	L	L	L	L			N	N	N	N	N		S	S	S	S	S		B	B	B	B	B	
	6,800pF (682)	L	L	L				N	N	N	N			S	S	S	S	S		B	B	B	B	B	
	8,200pF (822)	L	L	L				N	N	N	N			S	S	S	S	S		B	B	B	B	B	
	0.010μF (103)	L	L	L	L			N	N	N	N			S	S	S	S	S		B	B	B	B	B	
	0.012μF (123)							N	N	N	E			S	S	S	S	X		B	B	B	B	B	
	0.015μF (153)							N	N	N	E			S	S	S	S	X		B	B	B	B	B	
	0.018μF (183)							N	N	N	E			S	S	S	S	X		B	B	B	B	B	
	0.022μF (223)		L	L				N	N	N	E			S	S	S	S	X		B	B	B	B	B	
	0.027μF (273)							N	N	N	E			S	S	S	S	X		B	B	B	B	D	
	0.033μF (333)							N	N	N	E			S	S	S	S	X	X		B	B	B	B	D
	0.039μF (393)							N	N	N	E			S	S	S	S	X	X		B	B	B	B	D
0.047μF (473)							N	N	N	E			S	S	S	S	X	X		B	B	B	B	D	
0.056μF (563)							N	N	N	E			S	S	S	S	X	X		B	B	B	B	D	
0.068μF (683)							N	N	N	E			S	S	S	S	X	X		B	B	B	B	D	
0.082μF (823)							N	N	N	E			S	S	S	S	X	X		B	B	B	B	D	
0.10μF (104)							N	N	N	N	E			S	S	S	S	X	X		B	B	B	B	D
0.12μF (124)														S	S	S	X			B	B	B	D	I	
0.15μF (154)														S	S	S	X	X		D	D	D	D	I	
0.18μF (184)														S	S	S	X			D	D	D	D	I	
0.22μF (224)							N	N	N	N				S	S	S	X	X		D	D	D	D	I	
0.27μF (274)														X	X	X	X			D	D	D	D	I	
0.33μF (334)														X	X	X	X	X		D	D	D	D	I	
0.39μF (394)														X	X	X	X			D	D	D	D	I	
0.47μF (474)							N	N						X	X	X	X	X		D	D	D	D	I	
0.56μF (564)														X	X	X				D	D	D			
0.68μF (684)														X	X	X				D	D	D	I		
0.82μF (824)														X	X	X				D	D	D			
1.0μF (105)							N							X	X	X	X	X		D	D	D	I		
1.5μF (155)																				I	I	I			
2.2μF (225)														X	X	X				I	I	I	I		
3.3μF (335)																									
4.7μF (475)														X						I	I	I	I		
6.8μF (685)																									
10μF (106)																				I	I	I*			
22μF (226)																									

1. The letter in cell is expressed the symbol of product thickness.
2. The letter in cell with “*” mark is expressed product not in 10% (code “K”) tolerance.

Multilayer Ceramic Capacitors

Approval Sheet

7-2. X7R Dielectric 1206, 1210, 1812 Sizes

DIELECTRIC		X7R																	
SIZE		1206						1210						1812					
RATED VOLTAGE (VDC)		6.3	10	16	25	35	50	100	6.3	10	16	25	50	100	10	16	25	50	100
Capacitance	100pF (101)																		
	120pF (121)																		
	150pF (151)		B	B	B		B	B											
	180pF (181)		B	B	B		B	B											
	220pF (221)		B	B	B		B	B											
	270pF (271)		B	B	B		B	B											
	330pF (331)		B	B	B		B	B											
	390pF (391)		B	B	B		B	B											
	470pF (471)		B	B	B		B	B											
	560pF (561)		B	B	B		B	B											
	680pF (681)		B	B	B		B	B											
	820pF (821)		B	B	B		B	B											
	1,000pF (102)		B	B	B		B	B		C	C	C	C	C	D	D	D	D	D
	1,200pF (122)		B	B	B		B	B		C	C	C	C	C	D	D	D	D	D
	1,500pF (152)		B	B	B		B	B		C	C	C	C	C	D	D	D	D	D
	1,800pF (182)		B	B	B		B	B		C	C	C	C	C	D	D	D	D	D
	2,200pF (222)		B	B	B		B	B		C	C	C	C	C	D	D	D	D	D
	2,700pF (272)		B	B	B		B	B		C	C	C	C	C	D	D	D	D	D
	3,300pF (332)		B	B	B		B	B		C	C	C	C	C	D	D	D	D	D
	3,900pF (392)		B	B	B		B	B		C	C	C	C	C	D	D	D	D	D
	4,700pF (472)		B	B	B		B	B		C	C	C	C	C	D	D	D	D	D
	5,600pF (562)		B	B	B		B	B		C	C	C	C	C	D	D	D	D	D
	6,800pF (682)		B	B	B		B	B		C	C	C	C	C	D	D	D	D	D
	8,200pF (822)		B	B	B		B	B		C	C	C	C	C	D	D	D	D	D
	0.010μF (103)		B	B	B		B	B		C	C	C	C	C	D	D	D	D	D
	0.012μF (123)		B	B	B		B	B		C	C	C	C	C	D	D	D	D	D
	0.015μF (153)		B	B	B		B	B		C	C	C	C	C	D	D	D	D	D
	0.018μF (183)		B	B	B		B	B		C	C	C	C	C	D	D	D	D	D
	0.022μF (223)		B	B	B		B	B		C	C	C	C	C	D	D	D	D	D
	0.027μF (273)		B	B	B		B	B		C	C	C	C	C	D	D	D	D	D
	0.033μF (333)		B	B	B		B	B		C	C	C	C	C	D	D	D	D	D
	0.039μF (393)		B	B	B		B	B		C	C	C	C	C	D	D	D	D	D
	0.047μF (473)		B	B	B		B	B		C	C	C	C	C	D	D	D	D	D
	0.056μF (563)		B	B	B		B	B		C	C	C	C	C	D	D	D	D	D
	0.068μF (683)		B	B	B		B	B		C	C	C	C	C	D	D	D	D	D
	0.082μF (823)		B	B	B		B	D		C	C	C	C	C	D	D	D	D	D
	0.10μF (104)		B	B	B		B	D		C	C	C	C	C	D	D	D	D	D
	0.12μF (124)		B	B	B		B	D		C	C	C	C	C	D	D	D	D	D
	0.15μF (154)		C	C	C		C	G		C	C	C	C	C	D	D	D	D	D
	0.18μF (184)		C	C	C		C	G		C	C	C	C	C	D	D	D	D	D
	0.22μF (224)		C	C	C		C	G		C	C	C	C	C	D	D	D	D	D
	0.27μF (274)		C	C	C		D	G		C	C	C	C	G	D	D	D	D	D
	0.33μF (334)		C	C	C		D	G		C	C	C	D	G	D	D	D	D	D
	0.39μF (394)		C	C	J		P	G		C	C	C	D	M	D	D	D	D	D
	0.47μF (474)		J	J	J		P	G		C	C	C	D	M	D	D	D	D	K
0.56μF (564)		J	J	J		P	P		D	D	D	D	M	D	D	D	D	K	
0.68μF (684)		J	J	J		P	P		D	D	D	D	K	D	D	D	K	K	
0.82μF (824)		J	J	J		P	P		D	D	D	D	K	D	D	D	K	K	
1.0μF (105)		J	J	J		P	P		D	D	D	D	K	D	D	D	K	K	
1.5μF (155)		J	J	J	P					K	G	M	M					K	
2.2μF (225)		J	J	J	P		P			K	G	M	M				M	M	
3.3μF (335)			P	P	P					K	G	M							
4.7μF (475)		P	P	P	P		P			K	K	K	M	M					
6.8μF (685)																			
10μF (106)		P	P	P	P	P				K	K	K	M						
22μF (226)		P	P	P*						M	M	M							
47μF (476)									M	M									
100μF (107)																			

1. The letter in cell is expressed the symbol of product thickness.
2. The letter in cell with “*” mark is expressed product not in 10% (code “K”) tolerance.

Multilayer Ceramic Capacitors

Approval Sheet

7-3. Y5V Dielectric 0402, 0603, 0805 Sizes

DIELECTRIC		Y5V															
SIZE		0402					0603					0805					
RATED VOLTAGE (VDC)		6.3	10	16	25	50	6.3	10	16	25	50	6.3	10	16	25	50	100
Capacitance	0.010μF (103)		N	N	N	N		S	S	S	S		A	A	A	A	B
	0.015μF (153)		N	N	N	N		S	S	S	S		A	A	A	A	B
	0.022μF (223)		N	N	N	N		S	S	S	S		A	A	A	A	B
	0.033μF (333)		N	N	N	N		S	S	S	S		A	A	A	A	B
	0.047μF (473)		N	N	N	N		S	S	S	S		A	A	A	A	B
	0.068μF (683)		N	N	N			S	S	S	S		A	A	A	A	B
	0.10μF (104)		N	N	N			S	S	S	S		A	A	A	A	B
	0.15μF (154)		N					S	S	S	S		A	A	A	A	
	0.22μF (224)	N	N					S	S	S	S		A	A	A	A	
	0.33μF (334)	N	N					S	S	S			B	B	B	B	
	0.47μF (474)	N	N					S	S				B	B	B	B	
	0.68μF (684)							S	X				B	B	D	D	
	1.0μF (105)							S	X				B	B	D	D	
	1.5μF (155)								S				D	D			
	2.2μF (225)						S	S					D	D			
	3.3μF (335)												D	D			
	4.7μF (475)												D	D			
	6.8μF (685)												I				
10μF (106)											I	I					
22μF (226)																	

1. The letter in cell is expressed the symbol of product thickness.
2. For more information about products with special capacitance or other data, please contact WTC local representative.

7-3. Y5V Dielectric 1206, 1210, 1812 Sizes

DIELECTRIC		Y5V																	
SIZE		1206						1210						1812					
RATED VOLTAGE (VDC)		6.3	10	16	25	50	100	6.3	10	16	25	35	50	100	10	16	25	50	100
Capacitance	0.010μF (103)		B	B	B	B	B							C					D
	0.015μF (153)		B	B	B	B	B							C					D
	0.022μF (223)		B	B	B	B	B							C					D
	0.033μF (333)		B	B	B	B	B							C					D
	0.047μF (473)		B	B	B	B	B							C					D
	0.068μF (683)		B	B	B	B	B							C					D
	0.10μF (104)		B	B	B	B	B		C	C	C		C	C	D	D	D	D	D
	0.15μF (154)		B	B	B	B	C		C	C	C		C	C	D	D	D	D	D
	0.22μF (224)		B	B	B	B	C		C	C	C		C	C	D	D	D	D	D
	0.33μF (334)		B	B	B	B	C		C	C	C		C	C	D	D	D	D	D
	0.47μF (474)		B	B	B	B	C		C	C	C		C	C	D	D	D	D	D
	0.68μF (684)		B	B	B	B	C		C	C	C		C		D	D	D	D	D
	1.0μF (105)		C	C	C	C			C	C	C		C		D	D	D	D	D
	1.5μF (155)		C	C	C				C	C	C				D	D	D	D	
	2.2μF (225)		C	C	C				C	C	C		G		D	D	D	D	
	3.3μF (335)		J	J	J				C	C	C				D	D	D	D	
	4.7μF (475)		J	J	J				C	C	D		G		D	D	D	D	
	6.8μF (685)		J	J					C	C	D				D	D	D	D	
10μF (106)		J	J					D	D	G	K			D	D	D			
22μF (226)		P							K	K									
47μF (476)								K	K						M				
100μF (107)								M											

1. The letter in cell is expressed the symbol of product thickness.
2. For more information about products with special capacitance or other data, please contact WTC local representative.

Multilayer Ceramic Capacitors

7-4. X5R Dielectric 0201, 0402, 0603, 0805, 1206, 1210 Sizes

Dielectric		X5R																			
Size		0201					0402					0603									
Rated Voltage (VDC)		6.3	10	16	25	50	4	6.3	10	16	25	50	4	6.3	10	16	25	50			
Capacitance	100pF (101)			L	L	L															
	120pF (121)			L	L	L															
	150pF (151)			L	L	L															
	180pF (181)			L	L	L															
	220pF (221)			L	L	L															
	270pF (271)			L	L	L															
	330pF (331)			L	L	L															
	390pF (391)			L	L	L															
	470pF (471)			L	L	L															
	560pF (561)			L	L	L															
	680pF (681)			L	L	L															
	820pF (821)			L	L	L															
	1,000pF (102)		L	L	L	L															
	1,500pF (152)		L	L	L	L															
	2,200pF (222)		L	L	L	L															
	2,700pF (272)		L	L	L	L															
	3,300pF (332)		L	L	L	L															
	4,700pF (472)		L	L	L	L															
	6,800pF (682)		L	L	L	L															
	0.010μF (103)	L	L	L	L	L															
	0.015μF (153)	L	L															E			
	0.022μF (223)	L	L															E			
	0.027μF (273)	L	L							N								E			
	0.033μF (333)	L	L							N								E			
	0.039μF (393)	L	L							N								E			
	0.047μF (473)	L	L							N	N							E			
	0.056μF (563)	L	L							N	N	N						E			
	0.068μF (683)	L	L							N	N	N						E			
	0.082μF (823)	L	L							N	N	N						E			
	0.10μF (104)	L	L	L	L					N	N	N	N					E			
	0.15μF (154)									N	N	N	N								
	0.22μF (224)	L	L	L*						N	N	N	N	N			X	X	X	X	
	0.27μF (274)																X	X	X	X	
	0.33μF (334)	L*								N	N						X	X	X	X	
	0.39μF (394)																X	X	X		
	0.47μF (474)	L								N	N	E	E	E			X	X	X	X	X
	0.68μF (684)									N	N						X	X	X	X	
	0.82μF (824)																X	X	X	X	
	1.0μF (105)	L*	L*	L*						N	N	N	N	E			X	X	X	X	X
	1.5μF (155)																X				
2.2μF (225)	L*	L*							N	N	E	E				X	X	X	X	X	
3.3μF (335)																X	X				
4.7μF (475)									E	E	E*					X	X	X	X		
6.8μF (685)																					
10μF (106)									E*	E*	E*					X	X	X	X	X*	
22μF (226)																X*	X*	X*			
47μF (476)																X*	X*				

Dielectric		X5R																				
Size		0805					1206					1210										
Rated Voltage (VDC)		4	6.3	10	16	25	50	4	6.3	10	16	25	50	4	6.3	10	16	25	35	50		
Capacitance	1.0μF (105)			D	D	D	I															
	1.5μF (155)		I	I	I	I				J	J						K	K				
	2.2μF (225)		I	I	I	I	I			J	J	P	P				K	K				
	3.3μF (335)		I	I	I	I				P	P	P										
	4.7μF (475)		I	I	I	I	I			P	P	P	P				K	K	K			
	6.8μF (685)									P	P											
	10μF (106)		I	I	I	I	I			P	P	P	P	P			K	K	K	K	M	M
	22μF (226)		I	I*	I*	I*				P	P	P	P				M	M	M	M	M	
	47μF (476)		I*	I*						P	P	P*					M	M	M	M*		
	100μF (107)	I*	I*							P							M*	M*	M*			
220μF (227)								P*								M*	M*					

1. The letter in cell is expressed the symbol of product thickness.
2. The letter in cell with "*" mark is expressed product not in 10% (code "K") tolerance.

Multilayer Ceramic Capacitors

7-5. X6S Dielectric 0201, 0402, 0603, 0805, 1206, 1210 Sizes

Dielectric		X6S																													
Size		0201				0402				0603				0805				1206				1210									
Rated Voltage (VDC)		6.3	10	16	25	6.3	10	16	25	4	6.3	10	16	25	4	6.3	10	16	25	50	6.3	10	16	25	50	6.3	10	16	25	50	
Capacitance	0.10μF (104)	L	L	L	L																										
	0.15μF (154)																														
	0.22μF (224)	L	L*																												
	0.33μF (334)																														
	0.47μF (474)					E																									
	0.68μF (684)																														
	1.0μF (105)	L*				E	E	E	E																						
	1.5μF (155)																														
	2.2μF (225)					E	E	E					X	X																	
	3.3μF (335)																														
	4.7μF (475)										X	X	X	X						I	I										
	6.8μF (685)																														
	10μF (106)					E*				X*	X*	X*	X*		I	I	I	I	I					P							
22μF (226)									X*	X*				I*	I*	I*	I*				P	P*	P					M			
47μF (476)														I*	I*						P				M	M	M				
100μF (107)																								M*	M*						

1. The letter in cell is expressed the symbol of product thickness.
2. The letter in cell with "*" mark is expressed product not in 10% (code "K") tolerance.

7-6. X7S Dielectric 0402, 0603, 0805, 1206, 1210 Sizes

Dielectric		X7S																						
Size		0402				0603				0805				1206				1210						
Rated Voltage (VDC)		6.3	10	16	25	6.3	10	16	25	10	16	25	50	100	6.3	10	16	25	50	6.3	10	16	25	50
Capacitance	1.0μF (105)		E																					
	1.5μF (155)																							
	2.2μF (225)	E	E					X	X															
	3.3μF (335)																							
	4.7μF (475)					X	X						I											
	6.8μF (685)																							
	10μF (106)												I	I										
	22μF (226)																		P*					
	47μF (476)																		P*					
100μF (107)																							M*	

1. The letter in cell is expressed the symbol of product thickness.
2. The letter in cell with "*" mark is expressed product not in 10% (code "K") tolerance.

8. PACKAGING STYLE AND QUANTITY

Size	Thickness (mm)/Symbol		Paper tape		Plastic tape	
			7" reel	13" reel	7" reel	13" reel
0201 (0603)	0.30±0.03	L	15,000	70,000	-	-
	0.30±0.05	L	15,000	-	-	-
	0.30±0.09	L	15,000	-	-	-
0402 (1005)	0.50±0.05	N	10,000	50,000	-	-
	0.50+0.02/-0.05	Q	10,000	50,000	-	-
	0.50±0.20	E	10,000	-	-	-
0603 (1608)	0.50±0.10	H	4,000	-	-	-
	0.80±0.07	S	4,000	15,000	-	-
	0.80+0.15/-0.10	X	4,000	15,000	-	-
0805 (2012)	0.50±0.10	H	4,000	15,000	-	-
	0.60±0.10	A	4,000	15,000	-	-
	0.80±0.10	B	4,000	15,000	-	-
	0.85±0.10	T	4,000	15,000	-	-
	1.25±0.10	D	-	-	3,000	10,000
1.25±0.20	I	-	-	3,000	10,000	
1206 (3216)	0.80±0.10	B	4,000	15,000	-	-
	0.85±0.10	T	4,000	15,000	-	-
	0.95±0.10	C	-	-	3,000	10,000
	1.15±0.15	J	-	-	3,000	10,000
	1.25±0.10	D	-	-	3,000	10,000
	1.60±0.20	G	-	-	2,000	10,000
1.60+0.30/-0.10	P	-	-	2,000	9,000	
1210 (3225)	0.85±0.10	T	-	-	3,000	10,000
	0.95±0.10	C	-	-	3,000	10,000
	1.25±0.10	D	-	-	3,000	10,000
	1.60±0.20	G	-	-	2,000	-
	2.00±0.20	K	-	-	1,000	6,000
2.50±0.30	M	-	-	1,000	6,000	
1808 (4520)	1.25±0.10	D	-	-	2,000	10,000
	1.40±0.15	F	-	-	2,000	10,000
	1.60±0.20	G	-	-	2,000	8,000
	2.00±0.20	K	-	-	1,000	6,000
1812 (4532)	1.25±0.10	D	-	-	1,000	5,000
	1.60±0.20	G	-	-	1,000	-
	2.00±0.20	K	-	-	1,000	-
	2.50±0.30	M	-	-	500	3,000
	2.80±0.30	U	-	-	500	-

Unit: pieces

Multilayer Ceramic Capacitors

9. RELIABILITY TEST CONDITIONS AND REQUIREMENTS

No.	Item	Test Condition	Requirements																																																																																																																	
1.	Visual and Mechanical	---	* No remarkable defect. * Dimensions to conform to individual specification sheet.																																																																																																																	
2.	Capacitance	Class I: (NP0) ≤ 1000pF, 1.0±0.2Vrms · 1MHz±10% > 1000pF, 1.0±0.2Vrms · 1KHz±10% Class II: (X7R, X7E, X6S, X5R, X7S, Y5V) C ≤ 10μF, 1.0±0.2Vrms · 1KHz±10% ** C > 10μF, 0.5±0.2Vrms · 120Hz±20%	* Shall not exceed the limits given in the detailed spec. NP0: Cap≥30pF, Q≥1000; Cap<30pF, Q≥400+20C																																																																																																																	
3.	Q/ D.F. (Dissipation Factor)	** Test condition: 0.5±0.2Vrms · 1KHz±10% X7R: 0805=106(6.3V), 0603/475(6.3V) X5R: 0201 ≥ 224 (6.3V, 10V, 16V) ^{#1} , 0402 ≥ 475 (6.3V, 16V), 0402 ≥ 225(10V), 0603=106 (6.3V, 10V), TT18X ≥ 475(10V) , TT15X series X6S: 0201/474(4V), 0201 ≥ 104 (6.3V, 10V) ^{#1} , 0402 ≥ 225 (6.3V), 0402/475 (10V), 0603/106 (6.3V), X7S: 0402/225(6.3V) #1 Excluding X5R/0201/105(6.3V); 225(10V), X6S/0201/104(10V) (1.0±0.2Vrms · 1KHz±10%) *Before initial measurement (Class II only): To apply de-aging at 150°C for 1hr then set for 24±2 hrs at room temp.	X7R: <table border="1"> <thead> <tr> <th>Rated vol.</th> <th>D.F. ≤</th> <th>Exception of D.F. ≤</th> </tr> </thead> <tbody> <tr> <td rowspan="3">≥ 100V</td> <td rowspan="3">≤ 2.5%</td> <td>≤ 3% 1206 ≥ 0.47μF</td> </tr> <tr> <td>≤ 5% 0603 ≥ 0.068μF; 0805 > 0.1μF; 1206 ≥ 1μF; 1210 ≥ 2.2μF;</td> </tr> <tr> <td>≤ 10% 0805 > 0.22μF; 1210 ≥ 3.3μF</td> </tr> <tr> <td rowspan="3">50V</td> <td rowspan="3">≤ 2.5%</td> <td>≤ 3% 0201(50V); 0603 ≥ 0.047μF; 0805 ≥ 0.18μF; 1206 ≥ 0.47μF</td> </tr> <tr> <td>≤ 5% 0201 ≥ 0.01μF; 1210 ≥ 4.7μF</td> </tr> <tr> <td>≤ 10% 0402 ≥ 0.012μF; 0603 > 0.1μF; 0805/X7R > 0.47μF; 1206 ≥ 2.2μF; 1210 ≥ 10μF;</td> </tr> <tr> <td rowspan="3">35V</td> <td rowspan="3">≤ 3.5%</td> <td>≤ 10% 0603 ≥ 1μF; 0805 ≥ 2.2μF; 1206 ≥ 2.2μF; 1210 ≥ 10μF</td> </tr> <tr> <td>≤ 5% 0201 ≥ 0.01μF; 0805 ≥ 1μF; 1210 ≥ 10μF</td> </tr> <tr> <td>≤ 7% 0603 ≥ 0.33μF</td> </tr> <tr> <td rowspan="3">25V</td> <td rowspan="3">≤ 3.5%</td> <td>≤ 10% 0201 ≥ 0.1μF; 0402 ≥ 0.056μF; 0603 ≥ 0.47μF; 0805 ≥ 2.2μF; 1206 ≥ 4.7μF; 1210 ≥ 22μF</td> </tr> <tr> <td>≤ 12.5% 0402 ≥ 0.47μF</td> </tr> <tr> <td>≤ 5% 0201 ≥ 0.01μF; 0402 ≥ 0.033μF; 0603 ≥ 0.15μF; 0805 ≥ 0.68μF; 1206 ≥ 2.2μF; 1210 ≥ 4.7μF</td> </tr> <tr> <td rowspan="3">16V</td> <td rowspan="3">≤ 3.5%</td> <td>≤ 10% 0201/X7R ≥ 0.022μF; 0402 ≥ 0.22μF; 0603 > 0.47μF; 0805 ≥ 2.2μF; 1206 ≥ 4.7μF; 1210 ≥ 22μF;</td> </tr> <tr> <td>≤ 15% 0201 ≥ 0.012μF; 0402 ≥ 0.22μF; 0603 ≥ 0.33μF; 0805 ≥ 2.2μF; 1206 ≥ 2.2μF; 1210 ≥ 22μF</td> </tr> <tr> <td>≤ 20% 0201 ≥ 0.1μF; 0402 ≥ 1μF; 0603 ≥ 10μF; 0805 ≥ 4.7μF; 1206 ≥ 47μF; 1210 ≥ 100μF;</td> </tr> <tr> <td rowspan="3">10V</td> <td rowspan="3">≤ 5%</td> <td>≤ 10% 0201 ≥ 0.1μF; 0402 ≥ 1μF</td> </tr> <tr> <td>≤ 15% 0201 ≥ 0.1μF; 0402 ≥ 1μF</td> </tr> <tr> <td>≤ 20% 0402 ≥ 2.2μF</td> </tr> <tr> <td rowspan="3">6.3V</td> <td rowspan="3">≤ 10%</td> <td>≤ 15% 0201 ≥ 0.1μF; 0402 ≥ 1μF; 0603 ≥ 10μF; 0805 ≥ 4.7μF; 1206 ≥ 47μF; 1210 ≥ 100μF;</td> </tr> <tr> <td>≤ 20% 0402 ≥ 2.2μF</td> </tr> <tr> <td>---</td> </tr> <tr> <td rowspan="3">4V</td> <td rowspan="3">≤ 15%</td> <td>---</td> </tr> <tr> <td>---</td> </tr> <tr> <td>---</td> </tr> </tbody> </table> X5R: <table border="1"> <thead> <tr> <th>Rated vol.</th> <th>D.F. ≤</th> <th>Exception of D.F. ≤</th> </tr> </thead> <tbody> <tr> <td rowspan="3">≥ 100V</td> <td rowspan="3">≤ 2.5%</td> <td>≤ 3% 1206 ≥ 0.47μF</td> </tr> <tr> <td>≤ 5% 0603 ≥ 0.068μF; 0805 > 0.1μF; 1206 ≥ 1μF; 1210 ≥ 2.2μF;</td> </tr> <tr> <td>≤ 10% 0805 > 0.22μF; 1210 ≥ 3.3μF</td> </tr> <tr> <td rowspan="3">50V</td> <td rowspan="3">≤ 2.5%</td> <td>≤ 3% 0201(50V); 0603 ≥ 0.047μF; 0805 ≥ 0.18μF; 1206 ≥ 0.47μF</td> </tr> <tr> <td>≤ 5% 0201 ≥ 0.01μF; 1210 ≥ 4.7μF</td> </tr> <tr> <td>≤ 10% 0402 ≥ 0.012μF; 0603 > 0.1μF; 0805 ≥ 1μF; 1206 ≥ 2.2μF; 1210 ≥ 10μF;</td> </tr> <tr> <td rowspan="3">35V</td> <td rowspan="3">≤ 3.5%</td> <td>≤ 10% 0603 ≥ 1μF; 0805 ≥ 2.2μF; 1206 ≥ 2.2μF; 1210 ≥ 10μF</td> </tr> <tr> <td>≤ 5% 0201 ≥ 0.01μF; 0805 ≥ 1μF</td> </tr> <tr> <td>≤ 7% 0603 ≥ 0.33μF</td> </tr> <tr> <td rowspan="3">25V</td> <td rowspan="3">≤ 3.5%</td> <td>≤ 10% 0201 ≥ 0.1μF; 0402 ≥ 0.10μF; 0603 ≥ 0.47μF; 0805 ≥ 2.2μF; 1206 ≥ 4.7μF; 1210 ≥ 10μF;</td> </tr> <tr> <td>≤ 12.5% 0402 ≥ 0.47μF</td> </tr> <tr> <td>≤ 5% 0201 ≥ 0.01μF; 0402 ≥ 0.033μF; 0603 ≥ 0.15μF; 0805 ≥ 0.68μF; 1206 ≥ 2.2μF; 1210 ≥ 4.7μF</td> </tr> <tr> <td rowspan="3">16V</td> <td rowspan="3">≤ 3.5%</td> <td>≤ 10% 0201 ≥ 0.1μF; 0402 ≥ 0.22μF; 0603 > 0.47μF; 0805 ≥ 2.2μF; 1206 ≥ 4.7μF; 1210 ≥ 22μF;</td> </tr> <tr> <td>≤ 15% 0201 ≥ 0.012μF; 0402 ≥ 0.22μF; 0603 ≥ 0.33μF; 0805 ≥ 2.2μF; 1206 ≥ 2.2μF; 1210 ≥ 22μF</td> </tr> <tr> <td>≤ 20% 0201 > 0.1μF; 0402 ≥ 1μF</td> </tr> <tr> <td rowspan="3">10V</td> <td rowspan="3">≤ 5%</td> <td>≤ 10% 0201 > 0.1μF; 0402 ≥ 1μF; 0603 ≥ 10μF; 0805 ≥ 4.7μF; 1206 ≥ 47μF; 1210 ≥ 100μF;</td> </tr> <tr> <td>≤ 15% 0201 > 0.1μF; 0402 ≥ 1μF</td> </tr> <tr> <td>≤ 20% 0402 ≥ 2.2μF</td> </tr> <tr> <td rowspan="3">6.3V</td> <td rowspan="3">≤ 10%</td> <td>≤ 15% 0201 > 0.1μF; 0402 ≥ 1μF; 0603 ≥ 10μF; 0805 ≥ 4.7μF; 1206 ≥ 47μF; 1210 ≥ 100μF;</td> </tr> <tr> <td>≤ 20% 0402 ≥ 2.2μF</td> </tr> <tr> <td>---</td> </tr> <tr> <td rowspan="3">4V</td> <td rowspan="3">≤ 15%</td> <td>---</td> </tr> <tr> <td>---</td> </tr> <tr> <td>---</td> </tr> </tbody> </table> Y5V: <table border="1"> <thead> <tr> <th>Rated vol.</th> <th>D.F. ≤</th> <th>Exception of D.F. ≤</th> </tr> </thead> <tbody> <tr> <td rowspan="2">≥ 50V</td> <td rowspan="2">≤ 5%</td> <td>≤ 7% 0603 ≥ 0.1μF; 0805 ≥ 0.47μF; 1206 ≥ 4.7μF;</td> </tr> <tr> <td>≤ 12.5% 1210 ≥ 6.8μF</td> </tr> <tr> <td>35V</td> <td>≤ 7%</td> <td>---</td> </tr> <tr> <td rowspan="3">25V</td> <td rowspan="3">≤ 5%</td> <td>≤ 7% 0402 ≥ 0.047μF; 0603 ≥ 0.1μF; 0805 ≥ 0.33μF; 1206 ≥ 1μF; 1210 ≥ 4.7μF</td> </tr> <tr> <td>≤ 9% 0402 ≥ 0.068μF; 0603 ≥ 0.47μF; 1206 ≥ 4.7μF; 1210 ≥ 22μF;</td> </tr> <tr> <td>≤ 12.5% 0402 ≥ 0.22μF</td> </tr> <tr> <td>16V (C < 1.0μF)</td> <td>≤ 7%</td> <td>≤ 9% 0402 ≥ 0.068μF; 0603 ≥ 0.68μF</td> </tr> <tr> <td>16V (C ≥ 1.0μF)</td> <td>≤ 9%</td> <td>≤ 12.5% 0603 ≥ 2.2μF; 0805 ≥ 3.3μF; 1206 ≥ 10μF; 1210 ≥ 22μF; 1812 ≥ 47μF;</td> </tr> <tr> <td>10V</td> <td>≤ 12.5%</td> <td>≤ 20% 0402 ≥ 0.47μF</td> </tr> <tr> <td>6.3V</td> <td>≤ 20%</td> <td>---</td> </tr> </tbody> </table>	Rated vol.	D.F. ≤	Exception of D.F. ≤	≥ 100V	≤ 2.5%	≤ 3% 1206 ≥ 0.47μF	≤ 5% 0603 ≥ 0.068μF; 0805 > 0.1μF; 1206 ≥ 1μF; 1210 ≥ 2.2μF;	≤ 10% 0805 > 0.22μF; 1210 ≥ 3.3μF	50V	≤ 2.5%	≤ 3% 0201(50V); 0603 ≥ 0.047μF; 0805 ≥ 0.18μF; 1206 ≥ 0.47μF	≤ 5% 0201 ≥ 0.01μF; 1210 ≥ 4.7μF	≤ 10% 0402 ≥ 0.012μF; 0603 > 0.1μF; 0805/X7R > 0.47μF; 1206 ≥ 2.2μF; 1210 ≥ 10μF;	35V	≤ 3.5%	≤ 10% 0603 ≥ 1μF; 0805 ≥ 2.2μF; 1206 ≥ 2.2μF; 1210 ≥ 10μF	≤ 5% 0201 ≥ 0.01μF; 0805 ≥ 1μF; 1210 ≥ 10μF	≤ 7% 0603 ≥ 0.33μF	25V	≤ 3.5%	≤ 10% 0201 ≥ 0.1μF; 0402 ≥ 0.056μF; 0603 ≥ 0.47μF; 0805 ≥ 2.2μF; 1206 ≥ 4.7μF; 1210 ≥ 22μF	≤ 12.5% 0402 ≥ 0.47μF	≤ 5% 0201 ≥ 0.01μF; 0402 ≥ 0.033μF; 0603 ≥ 0.15μF; 0805 ≥ 0.68μF; 1206 ≥ 2.2μF; 1210 ≥ 4.7μF	16V	≤ 3.5%	≤ 10% 0201/X7R ≥ 0.022μF; 0402 ≥ 0.22μF; 0603 > 0.47μF; 0805 ≥ 2.2μF; 1206 ≥ 4.7μF; 1210 ≥ 22μF;	≤ 15% 0201 ≥ 0.012μF; 0402 ≥ 0.22μF; 0603 ≥ 0.33μF; 0805 ≥ 2.2μF; 1206 ≥ 2.2μF; 1210 ≥ 22μF	≤ 20% 0201 ≥ 0.1μF; 0402 ≥ 1μF; 0603 ≥ 10μF; 0805 ≥ 4.7μF; 1206 ≥ 47μF; 1210 ≥ 100μF;	10V	≤ 5%	≤ 10% 0201 ≥ 0.1μF; 0402 ≥ 1μF	≤ 15% 0201 ≥ 0.1μF; 0402 ≥ 1μF	≤ 20% 0402 ≥ 2.2μF	6.3V	≤ 10%	≤ 15% 0201 ≥ 0.1μF; 0402 ≥ 1μF; 0603 ≥ 10μF; 0805 ≥ 4.7μF; 1206 ≥ 47μF; 1210 ≥ 100μF;	≤ 20% 0402 ≥ 2.2μF	---	4V	≤ 15%	---	---	---	Rated vol.	D.F. ≤	Exception of D.F. ≤	≥ 100V	≤ 2.5%	≤ 3% 1206 ≥ 0.47μF	≤ 5% 0603 ≥ 0.068μF; 0805 > 0.1μF; 1206 ≥ 1μF; 1210 ≥ 2.2μF;	≤ 10% 0805 > 0.22μF; 1210 ≥ 3.3μF	50V	≤ 2.5%	≤ 3% 0201(50V); 0603 ≥ 0.047μF; 0805 ≥ 0.18μF; 1206 ≥ 0.47μF	≤ 5% 0201 ≥ 0.01μF; 1210 ≥ 4.7μF	≤ 10% 0402 ≥ 0.012μF; 0603 > 0.1μF; 0805 ≥ 1μF; 1206 ≥ 2.2μF; 1210 ≥ 10μF;	35V	≤ 3.5%	≤ 10% 0603 ≥ 1μF; 0805 ≥ 2.2μF; 1206 ≥ 2.2μF; 1210 ≥ 10μF	≤ 5% 0201 ≥ 0.01μF; 0805 ≥ 1μF	≤ 7% 0603 ≥ 0.33μF	25V	≤ 3.5%	≤ 10% 0201 ≥ 0.1μF; 0402 ≥ 0.10μF; 0603 ≥ 0.47μF; 0805 ≥ 2.2μF; 1206 ≥ 4.7μF; 1210 ≥ 10μF;	≤ 12.5% 0402 ≥ 0.47μF	≤ 5% 0201 ≥ 0.01μF; 0402 ≥ 0.033μF; 0603 ≥ 0.15μF; 0805 ≥ 0.68μF; 1206 ≥ 2.2μF; 1210 ≥ 4.7μF	16V	≤ 3.5%	≤ 10% 0201 ≥ 0.1μF; 0402 ≥ 0.22μF; 0603 > 0.47μF; 0805 ≥ 2.2μF; 1206 ≥ 4.7μF; 1210 ≥ 22μF;	≤ 15% 0201 ≥ 0.012μF; 0402 ≥ 0.22μF; 0603 ≥ 0.33μF; 0805 ≥ 2.2μF; 1206 ≥ 2.2μF; 1210 ≥ 22μF	≤ 20% 0201 > 0.1μF; 0402 ≥ 1μF	10V	≤ 5%	≤ 10% 0201 > 0.1μF; 0402 ≥ 1μF; 0603 ≥ 10μF; 0805 ≥ 4.7μF; 1206 ≥ 47μF; 1210 ≥ 100μF;	≤ 15% 0201 > 0.1μF; 0402 ≥ 1μF	≤ 20% 0402 ≥ 2.2μF	6.3V	≤ 10%	≤ 15% 0201 > 0.1μF; 0402 ≥ 1μF; 0603 ≥ 10μF; 0805 ≥ 4.7μF; 1206 ≥ 47μF; 1210 ≥ 100μF;	≤ 20% 0402 ≥ 2.2μF	---	4V	≤ 15%	---	---	---	Rated vol.	D.F. ≤	Exception of D.F. ≤	≥ 50V	≤ 5%	≤ 7% 0603 ≥ 0.1μF; 0805 ≥ 0.47μF; 1206 ≥ 4.7μF;	≤ 12.5% 1210 ≥ 6.8μF	35V	≤ 7%	---	25V	≤ 5%	≤ 7% 0402 ≥ 0.047μF; 0603 ≥ 0.1μF; 0805 ≥ 0.33μF; 1206 ≥ 1μF; 1210 ≥ 4.7μF	≤ 9% 0402 ≥ 0.068μF; 0603 ≥ 0.47μF; 1206 ≥ 4.7μF; 1210 ≥ 22μF;	≤ 12.5% 0402 ≥ 0.22μF	16V (C < 1.0μF)	≤ 7%	≤ 9% 0402 ≥ 0.068μF; 0603 ≥ 0.68μF	16V (C ≥ 1.0μF)	≤ 9%	≤ 12.5% 0603 ≥ 2.2μF; 0805 ≥ 3.3μF; 1206 ≥ 10μF; 1210 ≥ 22μF; 1812 ≥ 47μF;	10V	≤ 12.5%	≤ 20% 0402 ≥ 0.47μF	6.3V	≤ 20%	---
Rated vol.	D.F. ≤	Exception of D.F. ≤																																																																																																																		
≥ 100V	≤ 2.5%	≤ 3% 1206 ≥ 0.47μF																																																																																																																		
		≤ 5% 0603 ≥ 0.068μF; 0805 > 0.1μF; 1206 ≥ 1μF; 1210 ≥ 2.2μF;																																																																																																																		
		≤ 10% 0805 > 0.22μF; 1210 ≥ 3.3μF																																																																																																																		
50V	≤ 2.5%	≤ 3% 0201(50V); 0603 ≥ 0.047μF; 0805 ≥ 0.18μF; 1206 ≥ 0.47μF																																																																																																																		
		≤ 5% 0201 ≥ 0.01μF; 1210 ≥ 4.7μF																																																																																																																		
		≤ 10% 0402 ≥ 0.012μF; 0603 > 0.1μF; 0805/X7R > 0.47μF; 1206 ≥ 2.2μF; 1210 ≥ 10μF;																																																																																																																		
35V	≤ 3.5%	≤ 10% 0603 ≥ 1μF; 0805 ≥ 2.2μF; 1206 ≥ 2.2μF; 1210 ≥ 10μF																																																																																																																		
		≤ 5% 0201 ≥ 0.01μF; 0805 ≥ 1μF; 1210 ≥ 10μF																																																																																																																		
		≤ 7% 0603 ≥ 0.33μF																																																																																																																		
25V	≤ 3.5%	≤ 10% 0201 ≥ 0.1μF; 0402 ≥ 0.056μF; 0603 ≥ 0.47μF; 0805 ≥ 2.2μF; 1206 ≥ 4.7μF; 1210 ≥ 22μF																																																																																																																		
		≤ 12.5% 0402 ≥ 0.47μF																																																																																																																		
		≤ 5% 0201 ≥ 0.01μF; 0402 ≥ 0.033μF; 0603 ≥ 0.15μF; 0805 ≥ 0.68μF; 1206 ≥ 2.2μF; 1210 ≥ 4.7μF																																																																																																																		
16V	≤ 3.5%	≤ 10% 0201/X7R ≥ 0.022μF; 0402 ≥ 0.22μF; 0603 > 0.47μF; 0805 ≥ 2.2μF; 1206 ≥ 4.7μF; 1210 ≥ 22μF;																																																																																																																		
		≤ 15% 0201 ≥ 0.012μF; 0402 ≥ 0.22μF; 0603 ≥ 0.33μF; 0805 ≥ 2.2μF; 1206 ≥ 2.2μF; 1210 ≥ 22μF																																																																																																																		
		≤ 20% 0201 ≥ 0.1μF; 0402 ≥ 1μF; 0603 ≥ 10μF; 0805 ≥ 4.7μF; 1206 ≥ 47μF; 1210 ≥ 100μF;																																																																																																																		
10V	≤ 5%	≤ 10% 0201 ≥ 0.1μF; 0402 ≥ 1μF																																																																																																																		
		≤ 15% 0201 ≥ 0.1μF; 0402 ≥ 1μF																																																																																																																		
		≤ 20% 0402 ≥ 2.2μF																																																																																																																		
6.3V	≤ 10%	≤ 15% 0201 ≥ 0.1μF; 0402 ≥ 1μF; 0603 ≥ 10μF; 0805 ≥ 4.7μF; 1206 ≥ 47μF; 1210 ≥ 100μF;																																																																																																																		
		≤ 20% 0402 ≥ 2.2μF																																																																																																																		

4V	≤ 15%	---																																																																																																																		

Rated vol.	D.F. ≤	Exception of D.F. ≤																																																																																																																		
≥ 100V	≤ 2.5%	≤ 3% 1206 ≥ 0.47μF																																																																																																																		
		≤ 5% 0603 ≥ 0.068μF; 0805 > 0.1μF; 1206 ≥ 1μF; 1210 ≥ 2.2μF;																																																																																																																		
		≤ 10% 0805 > 0.22μF; 1210 ≥ 3.3μF																																																																																																																		
50V	≤ 2.5%	≤ 3% 0201(50V); 0603 ≥ 0.047μF; 0805 ≥ 0.18μF; 1206 ≥ 0.47μF																																																																																																																		
		≤ 5% 0201 ≥ 0.01μF; 1210 ≥ 4.7μF																																																																																																																		
		≤ 10% 0402 ≥ 0.012μF; 0603 > 0.1μF; 0805 ≥ 1μF; 1206 ≥ 2.2μF; 1210 ≥ 10μF;																																																																																																																		
35V	≤ 3.5%	≤ 10% 0603 ≥ 1μF; 0805 ≥ 2.2μF; 1206 ≥ 2.2μF; 1210 ≥ 10μF																																																																																																																		
		≤ 5% 0201 ≥ 0.01μF; 0805 ≥ 1μF																																																																																																																		
		≤ 7% 0603 ≥ 0.33μF																																																																																																																		
25V	≤ 3.5%	≤ 10% 0201 ≥ 0.1μF; 0402 ≥ 0.10μF; 0603 ≥ 0.47μF; 0805 ≥ 2.2μF; 1206 ≥ 4.7μF; 1210 ≥ 10μF;																																																																																																																		
		≤ 12.5% 0402 ≥ 0.47μF																																																																																																																		
		≤ 5% 0201 ≥ 0.01μF; 0402 ≥ 0.033μF; 0603 ≥ 0.15μF; 0805 ≥ 0.68μF; 1206 ≥ 2.2μF; 1210 ≥ 4.7μF																																																																																																																		
16V	≤ 3.5%	≤ 10% 0201 ≥ 0.1μF; 0402 ≥ 0.22μF; 0603 > 0.47μF; 0805 ≥ 2.2μF; 1206 ≥ 4.7μF; 1210 ≥ 22μF;																																																																																																																		
		≤ 15% 0201 ≥ 0.012μF; 0402 ≥ 0.22μF; 0603 ≥ 0.33μF; 0805 ≥ 2.2μF; 1206 ≥ 2.2μF; 1210 ≥ 22μF																																																																																																																		
		≤ 20% 0201 > 0.1μF; 0402 ≥ 1μF																																																																																																																		
10V	≤ 5%	≤ 10% 0201 > 0.1μF; 0402 ≥ 1μF; 0603 ≥ 10μF; 0805 ≥ 4.7μF; 1206 ≥ 47μF; 1210 ≥ 100μF;																																																																																																																		
		≤ 15% 0201 > 0.1μF; 0402 ≥ 1μF																																																																																																																		
		≤ 20% 0402 ≥ 2.2μF																																																																																																																		
6.3V	≤ 10%	≤ 15% 0201 > 0.1μF; 0402 ≥ 1μF; 0603 ≥ 10μF; 0805 ≥ 4.7μF; 1206 ≥ 47μF; 1210 ≥ 100μF;																																																																																																																		
		≤ 20% 0402 ≥ 2.2μF																																																																																																																		

4V	≤ 15%	---																																																																																																																		

Rated vol.	D.F. ≤	Exception of D.F. ≤																																																																																																																		
≥ 50V	≤ 5%	≤ 7% 0603 ≥ 0.1μF; 0805 ≥ 0.47μF; 1206 ≥ 4.7μF;																																																																																																																		
		≤ 12.5% 1210 ≥ 6.8μF																																																																																																																		
35V	≤ 7%	---																																																																																																																		
25V	≤ 5%	≤ 7% 0402 ≥ 0.047μF; 0603 ≥ 0.1μF; 0805 ≥ 0.33μF; 1206 ≥ 1μF; 1210 ≥ 4.7μF																																																																																																																		
		≤ 9% 0402 ≥ 0.068μF; 0603 ≥ 0.47μF; 1206 ≥ 4.7μF; 1210 ≥ 22μF;																																																																																																																		
		≤ 12.5% 0402 ≥ 0.22μF																																																																																																																		
16V (C < 1.0μF)	≤ 7%	≤ 9% 0402 ≥ 0.068μF; 0603 ≥ 0.68μF																																																																																																																		
16V (C ≥ 1.0μF)	≤ 9%	≤ 12.5% 0603 ≥ 2.2μF; 0805 ≥ 3.3μF; 1206 ≥ 10μF; 1210 ≥ 22μF; 1812 ≥ 47μF;																																																																																																																		
10V	≤ 12.5%	≤ 20% 0402 ≥ 0.47μF																																																																																																																		
6.3V	≤ 20%	---																																																																																																																		

Multilayer Ceramic Capacitors

Approval Sheet

			X6S:			
Rated vol.	D.F. ≤	Exception of D.F. ≤				
			≥ 100V	≤ 2.5%	≤ 3% 1206 ≥ 0.47μF ≤ 5% 0603 ≥ 0.068μF;0805 > 0.1μF;1206 ≥ 1μF;1210 ≥ 2.2μF; ≤ 10% 0805 > 0.22μF;1210 ≥ 3.3μF	
50V	≤ 2.5%	≤ 3% 0201(50V); 0603 ≥ 0.047μF; 0805 ≥ 0.18μF;1206 ≥ 0.47μF				
		≤ 5% 0201 ≥ 0.01μF; 1210 ≥ 4.7μF				
		≤ 10% 0402 ≥ 0.012μF;0603>0.1μF; 0805 ≥ 1μF; 1206 ≥ 2.2μF;1210 ≥ 10μF;				
35V	≤ 3.5%	≤ 10% 0603 ≥ 1μF;0805≥2.2μF;1206 ≥ 2.2μF;1210 ≥ 10μF				
		≤ 5% 0201 ≥ 0.01μF;0805 ≥ 1μF;1210 ≥ 10μF				
25V	≤ 3.5%	≤ 7% 0603 ≥ 0.33μF				
		≤ 10% 0201 ≥ 0.1μF; 0402 ≥ 0.10μF;0603 ≥ 0.47μF; 0805 ≥ 2.2μF; 1206 ≥ 4.7μF;1210 ≥ 22μF;				
		≤ 12.5% 0402 ≥ 0.47μF				
		≤ 5% 0201 ≥ 0.01μF;0402 ≥ 0.033μF;0603 ≥ 0.15μF; 0805 ≥ 0.68μF;1206 ≥ 2.2μF;1210 ≥ 4.7μF				
16V	≤ 3.5%	≤ 10% 0201 ≥ 0.1μF; 0402 ≥ 0.22μF; 0603>0.47μF; 0805 ≥ 2.2μF;1206 ≥ 4.7μF; 1210 ≥ 22μF;				
		≤ 5% 0201 ≥ 0.012μF;0402 ≥ 0.22μF; 0603 ≥ 0.33μF; 0805 ≥ 2.2μF;1206 ≥ 2.2μF;1210 ≥ 22μF				
10V	≤ 5%	≤ 15% 0201 ≥ 0.1μF; 0402 ≥ 1μF				
		≤ 10% 0201 ≥ 0.1μF;0402 ≥ 0.47μF; 0603 ≥ 10μF; 0805 ≥ 4.7μF; 1206 ≥ 47μF; 1210 ≥ 100μF;				
6.3V	≤ 10%	≤ 20% 0402 ≥ 2.2μF				

4V	≤ 15%	---				
			X7S:			
Rated vol.	D.F. ≤	Exception of D.F. ≤				
			≥ 100V	≤ 2.5%	≤ 3% 1206 ≥ 0.47μF ≤ 5% 0603 ≥ 0.068μF;0805 > 0.1μF;1206 ≥ 1μF;1210 ≥ 2.2μF; ≤ 10% 0805 > 0.22μF;1210 ≥ 3.3μF	
50V	≤ 2.5%	≤ 3% 0201(50V); 0603 ≥ 0.047μF; 0805 ≥ 0.18μF;1206 ≥ 0.47μF				
		≤ 5% 0201 ≥ 0.01μF; 1210 ≥ 4.7μF				
		≤ 10% 0402 ≥ 0.012μF;0603>0.1μF; 0805 ≥ 1μF; 1206 ≥ 2.2μF;1210 ≥ 10μF;				
35V	≤ 3.5%	≤ 10% 0603 ≥ 1μF;0805≥2.2μF;1206 ≥ 2.2μF;1210 ≥ 10μF				
		≤ 5% 0201 ≥ 0.01μF;0805 ≥ 1μF;1210 ≥ 10μF				
25V	≤ 3.5%	≤ 7% 0603 ≥ 0.33μF				
		≤ 10% 0201 ≥ 0.1μF;0402 ≥ 0.10μF;0603 ≥ 0.47μF; 0805 ≥ 2.2μF; 1206 ≥ 4.7μF;1210 ≥ 22μF;				
		≤ 12.5% 0402 ≥ 0.47μF				
		≤ 5% 0201 ≥ 0.01μF;0402 ≥ 0.033μF;0603 ≥ 0.15μF; 0805 ≥ 0.68μF;1206 ≥ 2.2μF;1210 ≥ 4.7μF				
16V	≤ 3.5%	≤ 10% 0201 ≥ 0.1μF; 0402 ≥ 0.22μF; 0603>0.47μF;0805 ≥ 2.2μF;1206 ≥ 4.7μF; 1210 ≥ 22μF;				
		≤ 5% 0201 ≥ 0.012μF;0402 ≥ 0.22μF; 0603 ≥ 0.33μF; 0805 ≥ 2.2μF;1206 ≥ 2.2μF;1210 ≥ 22μF				
10V	≤ 5%	≤ 15% 0201 ≥ 0.1μF; 0402 ≥ 1μF				
		≤ 10% 0201 ≥ 0.1μF;0402 ≥ 0.47μF; 0603 ≥ 10μF; 0805 ≥ 4.7μF; 1206 ≥ 47μF; 1210 ≥ 100μF;				
6.3V	≤ 10%	≤ 20% 0402 ≥ 2.2μF				

4V	≤ 15%	---				
4. Dielectric Strength	* To apply voltage (≤100V) 250%. * Duration: 1 to 5 sec. * Charge and discharge current less than 50mA.		* No evidence of damage or flash over during test.			

Multilayer Ceramic Capacitors

Approval Sheet

5.	Insulation Resistance	To apply rated voltage for MAX. 120sec.	10GΩ or $RxC \geq 500\Omega \cdot F$ whichever is smaller.	
			Class II (X7R, X7E, X5R, X6S, X7S, Y5V:)	
			Rated voltage	Insulation Resistance
			100V: All X7R	10GΩ or $RxC \geq 100 \Omega \cdot F$ whichever is smaller.
			50V: 0402 $\geq 0.01\mu F$; 0603 $\geq 1\mu F$; 0805 $\geq 1\mu F$; 1206 $\geq 4.7\mu F$; 1210 $\geq 4.7\mu F$	
			35V: 0805 $\geq 2.2\mu F$; 1206 $\geq 2.2\mu F$; 1210 $\geq 10\mu F$	
			25V: 0402 $\geq 1\mu F$; 0603 $\geq 2.2\mu F$; 0805 $\geq 2.2\mu F$; 1206 $\geq 10\mu F$; 1210 $\geq 10\mu F$	
			16V: 0201 $\geq 0.1\mu F$; 0402 $\geq 0.22\mu F$; 0603 $\geq 1\mu F$; 0805 $\geq 2.2\mu F$; 1206 $\geq 10\mu F$; 1210 $\geq 47\mu F$	
			10V: 0201 $\geq 47nF$; 0402 $\geq 0.47\mu F$; 0603 $\geq 0.47\mu F$; 0805 $\geq 2.2\mu F$; 1206 $\geq 4.7\mu F$; 1210 $\geq 47\mu F$	
			6.3V : 4V ; Size ≥ 1812	
			Rated voltage	Insulation Resistance
			All X6S items, All X7S items	$RxC \geq 50 \Omega \cdot F$.
			100V: 1210 $\geq 3.3\mu F$	
			50V: 0402 $\geq 0.1\mu F$; 0603 $\geq 2.2\mu F$; 0805 $\geq 10\mu F$; 1206 $\geq 10\mu F$	
			35V: 0603 $\geq 1\mu F$;	
			25V: 0201 $\geq 0.1\mu F$; 0402 $\geq 2.2\mu F$; 0603 $\geq 10\mu F$; 0805 $\geq 10\mu F$; 1206 $\geq 22\mu F$	
			16V: 0603 $\geq 10\mu F$; 0402 $\geq 1\mu F$; 0201 $\geq 0.22\mu F$	
			10V: 0201 $\geq 0.1\mu F$; 0402 $\geq 1\mu F$; 0603 $\geq 10\mu F$; 0805 $\geq 47\mu F$	
			6.3V: 0201 $\geq 0.1\mu F$; 0402 $\geq 1\mu F$; 0603 $\geq 4.7\mu F$; 0805 $\geq 47\mu F$; 1206 $\geq 10\mu F$	
			4V: 0603 $\geq 22\mu F$; 0805 $\geq 47\mu F$; 1206 $\geq 100\mu F$	



Multilayer Ceramic Capacitors

No.	Item	Test Condition	Requirements																																																								
6.	Temperature Coefficient	<p>With no electrical load.</p> <table border="1"> <thead> <tr> <th>T.C.</th> <th>Operating Temp</th> </tr> </thead> <tbody> <tr> <td>NPO</td> <td>-55~125°C at 25°C</td> </tr> <tr> <td>X7R</td> <td>-55~125°C at 25°C</td> </tr> <tr> <td>X7S</td> <td>-55 ~ 125°C at 25°C</td> </tr> <tr> <td>X5R</td> <td>-55~ 85°C at 25°C</td> </tr> <tr> <td>X6S</td> <td>-55~105°C at 25°C</td> </tr> <tr> <td>Y5V</td> <td>-25~ 85°C at 20°C</td> </tr> </tbody> </table> <p>* Before initial measurement (Class II only): To apply de-aging at 150°C for 1hr then set for 24± 2 hrs at room temp. * Measurement voltage for Class II:</p> <table border="1"> <thead> <tr> <th>01005</th> <th>0201</th> </tr> </thead> <tbody> <tr> <td>Cap≤0.01μF: 0.5V</td> <td>Cap<0.1μF:1V</td> </tr> <tr> <td>Cap>0.01μF: 0.2V</td> <td>0.1μF*≤Cap<1μF: 0.2V</td> </tr> <tr> <td></td> <td>Cap≥1μF: 0.1V</td> </tr> <tr> <td></td> <td>*0201X104/16V: 0.5V</td> </tr> <tr> <th>0402</th> <th>0603</th> </tr> <tr> <td>Cap<1μF: 1V</td> <td>Cap<1μF: 1V</td> </tr> <tr> <td>Cap=1μF: 0.5V</td> <td>1μF≤Cap≤4.7μF: 0.5V</td> </tr> <tr> <td>1μF<Cap<10μF: 0.2V</td> <td>Cap>4.7μF: 0.2V</td> </tr> <tr> <td>Cap≥10μF: 0.1V</td> <td></td> </tr> <tr> <th>0805</th> <th>1206/1210</th> </tr> <tr> <td>Cap<10μF: 1V</td> <td>Cap≤10μF: 1V</td> </tr> <tr> <td>Cap=10μF: 0.5V</td> <td>10μF<Cap≤100μF: 0.5V</td> </tr> <tr> <td>Cap>10μF: 0.2V</td> <td>Cap>100μF: 0.2V</td> </tr> </tbody> </table>	T.C.	Operating Temp	NPO	-55~125°C at 25°C	X7R	-55~125°C at 25°C	X7S	-55 ~ 125°C at 25°C	X5R	-55~ 85°C at 25°C	X6S	-55~105°C at 25°C	Y5V	-25~ 85°C at 20°C	01005	0201	Cap≤0.01μF: 0.5V	Cap<0.1μF:1V	Cap>0.01μF: 0.2V	0.1μF*≤Cap<1μF: 0.2V		Cap≥1μF: 0.1V		*0201X104/16V: 0.5V	0402	0603	Cap<1μF: 1V	Cap<1μF: 1V	Cap=1μF: 0.5V	1μF≤Cap≤4.7μF: 0.5V	1μF<Cap<10μF: 0.2V	Cap>4.7μF: 0.2V	Cap≥10μF: 0.1V		0805	1206/1210	Cap<10μF: 1V	Cap≤10μF: 1V	Cap=10μF: 0.5V	10μF<Cap≤100μF: 0.5V	Cap>10μF: 0.2V	Cap>100μF: 0.2V	<table border="1"> <thead> <tr> <th>T.C.</th> <th>Capacitance Change</th> </tr> </thead> <tbody> <tr> <td>NPO</td> <td>Within ±30ppm/°C</td> </tr> <tr> <td>X7R</td> <td>Within ±15%</td> </tr> <tr> <td>X7S</td> <td>Within ±22%</td> </tr> <tr> <td>X5R</td> <td>Within ±15%</td> </tr> <tr> <td>X6S</td> <td>Within ±22%</td> </tr> <tr> <td>Y5V</td> <td>Within +30%/-80%</td> </tr> </tbody> </table>	T.C.	Capacitance Change	NPO	Within ±30ppm/°C	X7R	Within ±15%	X7S	Within ±22%	X5R	Within ±15%	X6S	Within ±22%	Y5V	Within +30%/-80%
T.C.	Operating Temp																																																										
NPO	-55~125°C at 25°C																																																										
X7R	-55~125°C at 25°C																																																										
X7S	-55 ~ 125°C at 25°C																																																										
X5R	-55~ 85°C at 25°C																																																										
X6S	-55~105°C at 25°C																																																										
Y5V	-25~ 85°C at 20°C																																																										
01005	0201																																																										
Cap≤0.01μF: 0.5V	Cap<0.1μF:1V																																																										
Cap>0.01μF: 0.2V	0.1μF*≤Cap<1μF: 0.2V																																																										
	Cap≥1μF: 0.1V																																																										
	*0201X104/16V: 0.5V																																																										
0402	0603																																																										
Cap<1μF: 1V	Cap<1μF: 1V																																																										
Cap=1μF: 0.5V	1μF≤Cap≤4.7μF: 0.5V																																																										
1μF<Cap<10μF: 0.2V	Cap>4.7μF: 0.2V																																																										
Cap≥10μF: 0.1V																																																											
0805	1206/1210																																																										
Cap<10μF: 1V	Cap≤10μF: 1V																																																										
Cap=10μF: 0.5V	10μF<Cap≤100μF: 0.5V																																																										
Cap>10μF: 0.2V	Cap>100μF: 0.2V																																																										
T.C.	Capacitance Change																																																										
NPO	Within ±30ppm/°C																																																										
X7R	Within ±15%																																																										
X7S	Within ±22%																																																										
X5R	Within ±15%																																																										
X6S	Within ±22%																																																										
Y5V	Within +30%/-80%																																																										
7.	Adhesive Strength of Termination	<p>* Pressurizing force : 2N (0201) and 5N (≤0603) and 10N (>0603) * Test time: 10±1 sec.</p>	<p>* No remarkable damage or removal of the terminations.</p>																																																								
8.	Vibration Resistance	<p>* Vibration frequency: 10~55 Hz/min. * Total amplitude: 1.5mm * Test time: 6 hrs. (Two hrs each in three mutually perpendicular directions.) * Before initial measurement (Class II only): To apply de-aging at 150°C for 1hr then set for 24± 2 hrs at room temp. * Cap./DF(Q) Measurement to be made after de-aging at 150°C for 1hr then set for 24±2 hrs at room temp.</p>	<p>* No remarkable damage. * Cap change and Q/D.F.: To meet initial spec.</p>																																																								
9.	Solderability	<p>* Solder temperature: 235±5°C * Dipping time: 2±0.5 sec.</p>	<p>95% min. coverage of all metalized area.</p>																																																								
10.	Bending Test	<p>* The middle part of substrate shall be pressurized by means of the pressurizing rod at a rate of about 1 mm per second until the deflection becomes 1 mm and then the pressure shall be maintained for 5±1 sec. * Before initial measurement (Class II only): To apply de-aging at 150°C for 1hr then set for 24± 2 hrs at room temp. * Measurement to be made after keeping at room temp. for 24±2 hrs.</p>	<p>* No remarkable damage. * Cap change : NPO: within ±5% or 0.5pF whichever is larger X7R, X5R, X6S, X7S: within ±12.5% Y5V: within ±30% (This capacitance change means the change of capacitance under specified flexure of substrate from the capacitance measured before the test.)</p>																																																								
11.	Resistance to Soldering Heat	<p>* Solder temperature: 260±5°C * Dipping time: 10±1 sec * Preheating: 120 to 150°C for 1 minute before immerse the capacitor in a eutectic solder. * Before initial measurement (Class II only): To apply de-aging at 150°C for 1hr then set for 24±2 hrs at room temp. * Cap. / DF(Q) / I.R. Measurement to be made after de-aging at 150°C for 1hr then set for 24±2 hrs at room temp.</p>	<p>* No remarkable damage. * Cap change: NPO: within ±2.5% or 0.25pF whichever is larger X7R, X5R, X6S, X7S: within ±7.5% Y5V: within ±20% * Q/D.F., I.R. and dielectric strength: To meet initial requirements. * 25% max. leaching on each edge.</p>																																																								
12.	Temperature Cycle	<p>* Conduct the five cycles according to the temperatures and time.</p> <table border="1"> <thead> <tr> <th>Step</th> <th>Temp. (°C)</th> <th>Time (min.)</th> </tr> </thead> <tbody> <tr> <td>1</td> <td>Min. operating temp. +0/-3</td> <td>30±3</td> </tr> <tr> <td>2</td> <td>Room temp.</td> <td>2~3</td> </tr> <tr> <td>3</td> <td>Max. operating temp. +3/-0</td> <td>30±3</td> </tr> <tr> <td>4</td> <td>Room temp.</td> <td>2~3</td> </tr> </tbody> </table> <p>* Before initial measurement (Class II only): To apply de-aging at 150°C for 1hr then set for 24±2 hrs at room temp. * Cap. / DF(Q) / I.R. Measurement to be made after de-aging at 150°C for 1hr then set for 24±2 hrs at room temp.</p>	Step	Temp. (°C)	Time (min.)	1	Min. operating temp. +0/-3	30±3	2	Room temp.	2~3	3	Max. operating temp. +3/-0	30±3	4	Room temp.	2~3	<p>* No remarkable damage. * Cap change : NPO: within ±2.5% or 0.25pF whichever is larger X7R, X5R, X6S, X7S: within ±7.5% Y5V: within ±20% * Q/D.F., I.R. and dielectric strength: To meet initial requirements.</p>																																									
Step	Temp. (°C)	Time (min.)																																																									
1	Min. operating temp. +0/-3	30±3																																																									
2	Room temp.	2~3																																																									
3	Max. operating temp. +3/-0	30±3																																																									
4	Room temp.	2~3																																																									

Multilayer Ceramic Capacitors

No.	Item	Test Condition	Requirements																																																								
13.	Humidity (Damp Heat) Steady State	*Test temp.: 40±2°C	* No remarkable damage.																																																								
		*Humidity: 90~95%RH	* Cap change:																																																								
		*Test time: 500+24/-0hrs.	NP0: within ±5% or 0.5pF whichever is larger																																																								
		*Before initial measurement (Class II only): To apply de-aging at 150°C for 1hr then set for 24±2 hrs at room temp.	X7R, X5R, X6S, X7S: ≥10V**, within ±12.5%; ≤ 6.3V within ±25%;																																																								
		* Cap. / DF(Q) / I.R. Measurement to be made after de-aging at 150°C for 1hr then set for 24±2 hrs at room temp.	**10V: 0603 ≥ 4.7μF; 0402 ≥ 1μF; 0201 ≥ 0.1μF, within ±25%;																																																								
			Y5V: ≥10V, within ±30%; ≤ 6.3V, within +30/-40%																																																								
			* Q/D.F. value:																																																								
			NP0: More than 30pF Q≥350, 10pF≤C≤30pF, Q≥275+2.5C																																																								
			Less than 10pF Q≥200+10C																																																								
			X7R, X5R, X6S, X7S:																																																								
			<table border="1"> <thead> <tr> <th>Rated vol.</th> <th>D.F. ≤</th> <th colspan="2">Exception of D.F. ≤</th> </tr> </thead> <tbody> <tr> <td rowspan="3">≥100V</td> <td rowspan="3">≤3%</td> <td>≤6%</td> <td>1206 ≥ 0.47μF</td> </tr> <tr> <td>≤7.5%</td> <td>0603 ≥ 0.068μF; 0805 > 0.1μF; 1206 ≥ 1μF; 1210 ≥ 2.2μF</td> </tr> <tr> <td>≤20%</td> <td>0805 > 0.22μF; 1210 ≥ 3.3μF</td> </tr> <tr> <td rowspan="3">50V</td> <td rowspan="3">≤3%</td> <td>≤6%</td> <td>0201(50V); 0603 ≥ 0.047μF; 0805 ≥ 0.18μF; 1206 ≥ 0.47μF</td> </tr> <tr> <td>≤10%</td> <td>0201 ≥ 0.01μF; 1210 ≥ 4.7μF</td> </tr> <tr> <td>≤20%</td> <td>0402 ≥ 0.012μF; 0603 > 0.1μF; 0805 ≥ 1μF (0805/X7R > 0.47μF); 1206 ≥ 2.2μF; 1210 ≥ 10μF</td> </tr> <tr> <td rowspan="3">35V</td> <td rowspan="3">≤5%</td> <td>≤20%</td> <td>0603 ≥ 1μF; 0805 ≥ 2.2μF; 1206 ≥ 2.2μF; 1210 ≥ 10μF</td> </tr> <tr> <td>≤10%</td> <td>0201 ≥ 0.01μF; 0805 ≥ 1μF; 1210 ≥ 10μF</td> </tr> <tr> <td>≤14%</td> <td>0603 ≥ 0.33μF</td> </tr> <tr> <td rowspan="3">25V</td> <td rowspan="3">≤5%</td> <td>≤15%</td> <td>0201 ≥ 0.1μF; 0402 ≥ 0.10μF & (0402/X7R ≥ 0.056μF); 0603 ≥ 0.47μF; 0805 ≥ 2.2μF; 1206 ≥ 4.7μF; 1210 ≥ 22μF (1210/X5R ≥ 10μF)</td> </tr> <tr> <td>≤20%</td> <td>0402 ≥ 0.47μF</td> </tr> <tr> <td>≤10%</td> <td>0603 ≥ 0.15μF; 0805 ≥ 0.68μF; 1206 ≥ 2.2μF; 1210 ≥ 4.7μF</td> </tr> <tr> <td rowspan="2">16V</td> <td rowspan="2">≤5%</td> <td>≤15%</td> <td>0201 ≥ 0.01μF (0201/X7R ≥ 0.022μF); 0402 ≥ 0.033μF; 0603 > 0.47μF; 0805 ≥ 2.2μF; 1206 ≥ 4.7μF; 1210 ≥ 22μF</td> </tr> <tr> <td>≤7.5%</td> <td>0201 ≥ 0.012μF; 0402 ≥ 0.22μF; 0603 ≥ 0.33μF; 0805 ≥ 2.2μF; 1206 ≥ 2.2μF; 1210 ≥ 22μF</td> </tr> <tr> <td rowspan="2">10V</td> <td rowspan="2">≤7.5%</td> <td>≤15%</td> <td>0201 ≥ 0.1μF (0201/X5R > 0.1μF); 0402 ≥ 1μF; 01R5/X5R</td> </tr> <tr> <td>≤20%</td> <td>0201 ≥ 0.1μF (0201/X5R > 0.1μF); 0402 ≥ 1μF (0402/X6S ≥ 0.47μF); 0603 ≥ 10μF; 0805 ≥ 4.7μF; 1206 ≥ 4.7μF; 1210 ≥ 100μF</td> </tr> <tr> <td>6.3V</td> <td>≤15%</td> <td>≤30%</td> <td>---</td> </tr> <tr> <td>4V</td> <td>≤20%</td> <td>---</td> <td>---</td> </tr> </tbody> </table>	Rated vol.	D.F. ≤	Exception of D.F. ≤		≥100V	≤3%	≤6%	1206 ≥ 0.47μF	≤7.5%	0603 ≥ 0.068μF; 0805 > 0.1μF; 1206 ≥ 1μF; 1210 ≥ 2.2μF	≤20%	0805 > 0.22μF; 1210 ≥ 3.3μF	50V	≤3%	≤6%	0201(50V); 0603 ≥ 0.047μF; 0805 ≥ 0.18μF; 1206 ≥ 0.47μF	≤10%	0201 ≥ 0.01μF; 1210 ≥ 4.7μF	≤20%	0402 ≥ 0.012μF; 0603 > 0.1μF; 0805 ≥ 1μF (0805/X7R > 0.47μF); 1206 ≥ 2.2μF; 1210 ≥ 10μF	35V	≤5%	≤20%	0603 ≥ 1μF; 0805 ≥ 2.2μF; 1206 ≥ 2.2μF; 1210 ≥ 10μF	≤10%	0201 ≥ 0.01μF; 0805 ≥ 1μF; 1210 ≥ 10μF	≤14%	0603 ≥ 0.33μF	25V	≤5%	≤15%	0201 ≥ 0.1μF; 0402 ≥ 0.10μF & (0402/X7R ≥ 0.056μF); 0603 ≥ 0.47μF; 0805 ≥ 2.2μF; 1206 ≥ 4.7μF; 1210 ≥ 22μF (1210/X5R ≥ 10μF)	≤20%	0402 ≥ 0.47μF	≤10%	0603 ≥ 0.15μF; 0805 ≥ 0.68μF; 1206 ≥ 2.2μF; 1210 ≥ 4.7μF	16V	≤5%	≤15%	0201 ≥ 0.01μF (0201/X7R ≥ 0.022μF); 0402 ≥ 0.033μF; 0603 > 0.47μF; 0805 ≥ 2.2μF; 1206 ≥ 4.7μF; 1210 ≥ 22μF	≤7.5%	0201 ≥ 0.012μF; 0402 ≥ 0.22μF; 0603 ≥ 0.33μF; 0805 ≥ 2.2μF; 1206 ≥ 2.2μF; 1210 ≥ 22μF	10V	≤7.5%	≤15%	0201 ≥ 0.1μF (0201/X5R > 0.1μF); 0402 ≥ 1μF; 01R5/X5R	≤20%	0201 ≥ 0.1μF (0201/X5R > 0.1μF); 0402 ≥ 1μF (0402/X6S ≥ 0.47μF); 0603 ≥ 10μF; 0805 ≥ 4.7μF; 1206 ≥ 4.7μF; 1210 ≥ 100μF	6.3V	≤15%	≤30%	---	4V	≤20%	---	---
		Rated vol.	D.F. ≤	Exception of D.F. ≤																																																							
		≥100V	≤3%	≤6%	1206 ≥ 0.47μF																																																						
≤7.5%	0603 ≥ 0.068μF; 0805 > 0.1μF; 1206 ≥ 1μF; 1210 ≥ 2.2μF																																																										
≤20%	0805 > 0.22μF; 1210 ≥ 3.3μF																																																										
50V	≤3%	≤6%	0201(50V); 0603 ≥ 0.047μF; 0805 ≥ 0.18μF; 1206 ≥ 0.47μF																																																								
		≤10%	0201 ≥ 0.01μF; 1210 ≥ 4.7μF																																																								
		≤20%	0402 ≥ 0.012μF; 0603 > 0.1μF; 0805 ≥ 1μF (0805/X7R > 0.47μF); 1206 ≥ 2.2μF; 1210 ≥ 10μF																																																								
35V	≤5%	≤20%	0603 ≥ 1μF; 0805 ≥ 2.2μF; 1206 ≥ 2.2μF; 1210 ≥ 10μF																																																								
		≤10%	0201 ≥ 0.01μF; 0805 ≥ 1μF; 1210 ≥ 10μF																																																								
		≤14%	0603 ≥ 0.33μF																																																								
25V	≤5%	≤15%	0201 ≥ 0.1μF; 0402 ≥ 0.10μF & (0402/X7R ≥ 0.056μF); 0603 ≥ 0.47μF; 0805 ≥ 2.2μF; 1206 ≥ 4.7μF; 1210 ≥ 22μF (1210/X5R ≥ 10μF)																																																								
		≤20%	0402 ≥ 0.47μF																																																								
		≤10%	0603 ≥ 0.15μF; 0805 ≥ 0.68μF; 1206 ≥ 2.2μF; 1210 ≥ 4.7μF																																																								
16V	≤5%	≤15%	0201 ≥ 0.01μF (0201/X7R ≥ 0.022μF); 0402 ≥ 0.033μF; 0603 > 0.47μF; 0805 ≥ 2.2μF; 1206 ≥ 4.7μF; 1210 ≥ 22μF																																																								
		≤7.5%	0201 ≥ 0.012μF; 0402 ≥ 0.22μF; 0603 ≥ 0.33μF; 0805 ≥ 2.2μF; 1206 ≥ 2.2μF; 1210 ≥ 22μF																																																								
10V	≤7.5%	≤15%	0201 ≥ 0.1μF (0201/X5R > 0.1μF); 0402 ≥ 1μF; 01R5/X5R																																																								
		≤20%	0201 ≥ 0.1μF (0201/X5R > 0.1μF); 0402 ≥ 1μF (0402/X6S ≥ 0.47μF); 0603 ≥ 10μF; 0805 ≥ 4.7μF; 1206 ≥ 4.7μF; 1210 ≥ 100μF																																																								
6.3V	≤15%	≤30%	---																																																								
4V	≤20%	---	---																																																								
	Y5V:	<table border="1"> <thead> <tr> <th>Rated vol.</th> <th>D.F. ≤</th> <th colspan="2">Exception of D.F. ≤</th> </tr> </thead> <tbody> <tr> <td rowspan="2">≥50V</td> <td rowspan="2">≤7.5%</td> <td>≤10%</td> <td>0603 ≥ 0.1μF; 0805 ≥ 0.47μF; 1206 ≥ 4.7μF</td> </tr> <tr> <td>≤20%</td> <td>1210 ≥ 6.8μF</td> </tr> <tr> <td>35V</td> <td>≤10%</td> <td>---</td> <td>---</td> </tr> <tr> <td rowspan="2">25V</td> <td rowspan="2">≤7.5%</td> <td>≤10%</td> <td>0402 ≥ 0.047μF; 0603 ≥ 0.1μF; 0805 ≥ 0.33μF; 1206 ≥ 1μF; 1210 ≥ 4.7μF</td> </tr> <tr> <td>≤15%</td> <td>0402 ≥ 0.068μF; 0603 ≥ 0.47μF; 1206 ≥ 4.7μF; 1210 ≥ 22μF</td> </tr> <tr> <td rowspan="2">16V (C<1.0μF)</td> <td rowspan="2">≤10%</td> <td>≤12.5%</td> <td>0402 ≥ 0.068μF; 0603 ≥ 0.68μF</td> </tr> <tr> <td>≤20%</td> <td>0402 ≥ 0.22μF</td> </tr> <tr> <td rowspan="2">16V (C≥1.0μF)</td> <td rowspan="2">≤12.5%</td> <td>≤20%</td> <td>0603 ≥ 2.2μF; 0805 ≥ 3.3μF; 1206 ≥ 10μF; 1210 ≥ 22μF; 1812 ≥ 47μF</td> </tr> <tr> <td>≤20%</td> <td>0402 ≥ 0.47μF</td> </tr> <tr> <td>10V</td> <td>≤20%</td> <td>≤30%</td> <td>---</td> </tr> <tr> <td>6.3V</td> <td>≤30%</td> <td>---</td> <td>---</td> </tr> </tbody> </table>	Rated vol.	D.F. ≤	Exception of D.F. ≤		≥50V	≤7.5%	≤10%	0603 ≥ 0.1μF; 0805 ≥ 0.47μF; 1206 ≥ 4.7μF	≤20%	1210 ≥ 6.8μF	35V	≤10%	---	---	25V	≤7.5%	≤10%	0402 ≥ 0.047μF; 0603 ≥ 0.1μF; 0805 ≥ 0.33μF; 1206 ≥ 1μF; 1210 ≥ 4.7μF	≤15%	0402 ≥ 0.068μF; 0603 ≥ 0.47μF; 1206 ≥ 4.7μF; 1210 ≥ 22μF	16V (C<1.0μF)	≤10%	≤12.5%	0402 ≥ 0.068μF; 0603 ≥ 0.68μF	≤20%	0402 ≥ 0.22μF	16V (C≥1.0μF)	≤12.5%	≤20%	0603 ≥ 2.2μF; 0805 ≥ 3.3μF; 1206 ≥ 10μF; 1210 ≥ 22μF; 1812 ≥ 47μF	≤20%	0402 ≥ 0.47μF	10V	≤20%	≤30%	---	6.3V	≤30%	---	---																	
Rated vol.	D.F. ≤	Exception of D.F. ≤																																																									
≥50V	≤7.5%	≤10%	0603 ≥ 0.1μF; 0805 ≥ 0.47μF; 1206 ≥ 4.7μF																																																								
		≤20%	1210 ≥ 6.8μF																																																								
35V	≤10%	---	---																																																								
25V	≤7.5%	≤10%	0402 ≥ 0.047μF; 0603 ≥ 0.1μF; 0805 ≥ 0.33μF; 1206 ≥ 1μF; 1210 ≥ 4.7μF																																																								
		≤15%	0402 ≥ 0.068μF; 0603 ≥ 0.47μF; 1206 ≥ 4.7μF; 1210 ≥ 22μF																																																								
16V (C<1.0μF)	≤10%	≤12.5%	0402 ≥ 0.068μF; 0603 ≥ 0.68μF																																																								
		≤20%	0402 ≥ 0.22μF																																																								
16V (C≥1.0μF)	≤12.5%	≤20%	0603 ≥ 2.2μF; 0805 ≥ 3.3μF; 1206 ≥ 10μF; 1210 ≥ 22μF; 1812 ≥ 47μF																																																								
		≤20%	0402 ≥ 0.47μF																																																								
10V	≤20%	≤30%	---																																																								
6.3V	≤30%	---	---																																																								
	*I.R.: ≥10V, 1GΩ or 50 Ω·F whichever is smaller.																																																										
	Class II (X7R, X5R, X6S, X7S, Y5V)																																																										
	<table border="1"> <thead> <tr> <th>Rated voltage</th> <th>Insulation Resistance</th> </tr> </thead> <tbody> <tr> <td>100V: All X7R; 1210 ≥ 3.3μF</td> <td rowspan="7">1GΩ or RxC ≥ 10 Ω·F whichever is smaller.</td> </tr> <tr> <td>50V: 0402 > 0.01μF; 0603 ≥ 1μF; 0805 ≥ 1μF; 1206 ≥ 4.7μF; 1210 ≥ 4.7μF</td> </tr> <tr> <td>35V: 0603 ≥ 1μF; 0805 ≥ 2.2μF; 1206 ≥ 2.2μF; 1210 ≥ 10μF</td> </tr> <tr> <td>25V: 0201 ≥ 0.1μF; 0402 ≥ 0.22μF; 0603 ≥ 2.2μF; 0805 ≥ 2.2μF; 1206 ≥ 10μF; 1210 ≥ 10μF</td> </tr> <tr> <td>16V: 0201 ≥ 0.1μF; 0402 ≥ 0.22μF; 0603 ≥ 1μF; 0805 ≥ 2.2μF; 1206 ≥ 10μF; 1210 ≥ 47μF</td> </tr> <tr> <td>10V: 0201 ≥ 47nF; 0402 ≥ 0.47μF; 0603 ≥ 0.47μF; 0805 ≥ 2.2μF; 1206 ≥ 4.7μF; 1210 ≥ 47μF</td> </tr> <tr> <td>6.3V ; 4V ; All X6S/X7S items; Size ≥ 1812</td> </tr> </tbody> </table>	Rated voltage	Insulation Resistance	100V: All X7R; 1210 ≥ 3.3μF	1GΩ or RxC ≥ 10 Ω·F whichever is smaller.	50V: 0402 > 0.01μF; 0603 ≥ 1μF; 0805 ≥ 1μF; 1206 ≥ 4.7μF; 1210 ≥ 4.7μF	35V: 0603 ≥ 1μF; 0805 ≥ 2.2μF; 1206 ≥ 2.2μF; 1210 ≥ 10μF	25V: 0201 ≥ 0.1μF; 0402 ≥ 0.22μF; 0603 ≥ 2.2μF; 0805 ≥ 2.2μF; 1206 ≥ 10μF; 1210 ≥ 10μF	16V: 0201 ≥ 0.1μF; 0402 ≥ 0.22μF; 0603 ≥ 1μF; 0805 ≥ 2.2μF; 1206 ≥ 10μF; 1210 ≥ 47μF	10V: 0201 ≥ 47nF; 0402 ≥ 0.47μF; 0603 ≥ 0.47μF; 0805 ≥ 2.2μF; 1206 ≥ 4.7μF; 1210 ≥ 47μF	6.3V ; 4V ; All X6S/X7S items; Size ≥ 1812																																																
Rated voltage	Insulation Resistance																																																										
100V: All X7R; 1210 ≥ 3.3μF	1GΩ or RxC ≥ 10 Ω·F whichever is smaller.																																																										
50V: 0402 > 0.01μF; 0603 ≥ 1μF; 0805 ≥ 1μF; 1206 ≥ 4.7μF; 1210 ≥ 4.7μF																																																											
35V: 0603 ≥ 1μF; 0805 ≥ 2.2μF; 1206 ≥ 2.2μF; 1210 ≥ 10μF																																																											
25V: 0201 ≥ 0.1μF; 0402 ≥ 0.22μF; 0603 ≥ 2.2μF; 0805 ≥ 2.2μF; 1206 ≥ 10μF; 1210 ≥ 10μF																																																											
16V: 0201 ≥ 0.1μF; 0402 ≥ 0.22μF; 0603 ≥ 1μF; 0805 ≥ 2.2μF; 1206 ≥ 10μF; 1210 ≥ 47μF																																																											
10V: 0201 ≥ 47nF; 0402 ≥ 0.47μF; 0603 ≥ 0.47μF; 0805 ≥ 2.2μF; 1206 ≥ 4.7μF; 1210 ≥ 47μF																																																											
6.3V ; 4V ; All X6S/X7S items; Size ≥ 1812																																																											

Multilayer Ceramic Capacitors

No	Item	Test Condition	Requirements																																																						
14	Humidity (Damp Heat) Load	*Test temp. : 40±2°C *Humidity : 90~95%RH *Test time : 500+24/-0 hrs. *To apply voltage : Rated voltage (MAX. 500V) *Before initial measurement (Class II only): To apply de-aging at 150°C for 1hr then set for 24±2 hrs at room temp. * Cap. / DF(Q) / I.R. Measurement to be made after de-aging at 150°C for 1hr then set for 24±2 hrs at room temp.	* No remarkable damage. Cap change: NP0: ±7.5% or 0.75pF whichever is larger. X7R, X5R, X6S, X7S: ≥10V**, within ±12.5%; ≤6.3V within ±25%; **10V: 0603 ≥ 4.7μF; 0402 ≥ 1μF; 0201 ≥ 0.1μF, within ±25%; Y5V: ≥10V, within ±30%; ≤6.3V, within +30/-40% Q/D.F. value: NP0: C≥30pF, Q≥200; C<30pF, Q≥100+10/3C X7R, X5R, X6S, X7S:																																																						
			<table border="1"> <thead> <tr> <th>Rated vol.</th> <th>D.F. ≤</th> <th colspan="2">Exception of D.F. ≤</th> </tr> </thead> <tbody> <tr> <td rowspan="3">≥100V</td> <td rowspan="3">≤3%</td> <td>≤6%</td> <td>1206 ≥ 0.47μF</td> </tr> <tr> <td>≤7.5%</td> <td>0603 ≥ 0.068μF, 0805 > 0.1μF, 1206 ≥ 1μF; 1210 ≥ 2.2μF</td> </tr> <tr> <td>≤20%</td> <td>0805 > 0.22μF; 1210 ≥ 3.3μF</td> </tr> <tr> <td rowspan="3">50V</td> <td rowspan="3">≤3%</td> <td>≤6%</td> <td>0201 (50V); 0603 ≥ 0.047μF; 0805 ≥ 0.18μF; 1206 ≥ 0.47μF</td> </tr> <tr> <td>≤10%</td> <td>0201 ≥ 0.01μF; 1210 ≥ 4.7μF</td> </tr> <tr> <td>≤20%</td> <td>0402 ≥ 0.012μF; 0603 > 0.1μF; 0805 ≥ 1μF (0805/X7R > 0.47μF); 1206 ≥ 2.2μF; 1210 ≥ 10μF</td> </tr> <tr> <td>35V</td> <td>≤5%</td> <td>≤20%</td> <td>0603 ≥ 1μF; 0805 ≥ 2.2μF; 1206 ≥ 2.2μF; 1210 ≥ 10μF</td> </tr> <tr> <td rowspan="4">25V</td> <td rowspan="4">≤5%</td> <td>≤10%</td> <td>0201 ≥ 0.01μF; 0805 ≥ 1μF; 1210 ≥ 10μF</td> </tr> <tr> <td>≤14%</td> <td>0603 ≥ 0.33μF</td> </tr> <tr> <td>≤15%</td> <td>0201 ≥ 0.1μF; 0402 ≥ 0.10μF & (0402/X7R ≥ 0.056μF); 0603 ≥ 0.47μF; 0805 ≥ 2.2μF; 1206 ≥ 4.7μF; 1210 ≥ 22μF (1210/X5R ≥ 10μF)</td> </tr> <tr> <td>≤20%</td> <td>0402 ≥ 0.47μF</td> </tr> <tr> <td rowspan="2">16V</td> <td rowspan="2">≤5%</td> <td>≤10%</td> <td>0603 ≥ 0.15μF; 0805 ≥ 0.68μF; 1206 ≥ 2.2μF; 1210 ≥ 4.7μF</td> </tr> <tr> <td>≤15%</td> <td>0201 ≥ 0.01μF (0201/X7R ≥ 0.022μF); 0402 ≥ 0.033μF; 0603 > 0.47μF; 0805 ≥ 2.2μF; 1206 ≥ 4.7μF; 1210 ≥ 22μF</td> </tr> <tr> <td rowspan="2">10V</td> <td rowspan="2">≤7.5%</td> <td>≤15%</td> <td>0201 ≥ 0.012μF; 0402 ≥ 0.22μF; 0603 ≥ 0.33μF; 0805 ≥ 2.2μF; 1206 ≥ 2.2μF; 1210 ≥ 22μF</td> </tr> <tr> <td>≤20%</td> <td>0201 ≥ 0.1μF (0201/X5R > 0.1μF); 0402 ≥ 1μF; 01R5/X5R</td> </tr> <tr> <td>6.3V</td> <td>≤15%</td> <td>≤30%</td> <td>0201 ≥ 0.1μF (0201/X5R > 0.1μF); 0402 ≥ 1μF (0402/X6S ≥ 0.47μF); 0603 ≥ 10μF; 0805 ≥ 4.7μF; 1206 ≥ 47μF; 1210 ≥ 100μF</td> </tr> <tr> <td>4V</td> <td>≤20%</td> <td>---</td> <td>---</td> </tr> </tbody> </table>	Rated vol.	D.F. ≤	Exception of D.F. ≤		≥100V	≤3%	≤6%	1206 ≥ 0.47μF	≤7.5%	0603 ≥ 0.068μF, 0805 > 0.1μF, 1206 ≥ 1μF; 1210 ≥ 2.2μF	≤20%	0805 > 0.22μF; 1210 ≥ 3.3μF	50V	≤3%	≤6%	0201 (50V); 0603 ≥ 0.047μF; 0805 ≥ 0.18μF; 1206 ≥ 0.47μF	≤10%	0201 ≥ 0.01μF; 1210 ≥ 4.7μF	≤20%	0402 ≥ 0.012μF; 0603 > 0.1μF; 0805 ≥ 1μF (0805/X7R > 0.47μF); 1206 ≥ 2.2μF; 1210 ≥ 10μF	35V	≤5%	≤20%	0603 ≥ 1μF; 0805 ≥ 2.2μF; 1206 ≥ 2.2μF; 1210 ≥ 10μF	25V	≤5%	≤10%	0201 ≥ 0.01μF; 0805 ≥ 1μF; 1210 ≥ 10μF	≤14%	0603 ≥ 0.33μF	≤15%	0201 ≥ 0.1μF; 0402 ≥ 0.10μF & (0402/X7R ≥ 0.056μF); 0603 ≥ 0.47μF; 0805 ≥ 2.2μF; 1206 ≥ 4.7μF; 1210 ≥ 22μF (1210/X5R ≥ 10μF)	≤20%	0402 ≥ 0.47μF	16V	≤5%	≤10%	0603 ≥ 0.15μF; 0805 ≥ 0.68μF; 1206 ≥ 2.2μF; 1210 ≥ 4.7μF	≤15%	0201 ≥ 0.01μF (0201/X7R ≥ 0.022μF); 0402 ≥ 0.033μF; 0603 > 0.47μF; 0805 ≥ 2.2μF; 1206 ≥ 4.7μF; 1210 ≥ 22μF	10V	≤7.5%	≤15%	0201 ≥ 0.012μF; 0402 ≥ 0.22μF; 0603 ≥ 0.33μF; 0805 ≥ 2.2μF; 1206 ≥ 2.2μF; 1210 ≥ 22μF	≤20%	0201 ≥ 0.1μF (0201/X5R > 0.1μF); 0402 ≥ 1μF; 01R5/X5R	6.3V	≤15%	≤30%	0201 ≥ 0.1μF (0201/X5R > 0.1μF); 0402 ≥ 1μF (0402/X6S ≥ 0.47μF); 0603 ≥ 10μF; 0805 ≥ 4.7μF; 1206 ≥ 47μF; 1210 ≥ 100μF	4V	≤20%	---	---
Rated vol.	D.F. ≤	Exception of D.F. ≤																																																							
≥100V	≤3%	≤6%	1206 ≥ 0.47μF																																																						
		≤7.5%	0603 ≥ 0.068μF, 0805 > 0.1μF, 1206 ≥ 1μF; 1210 ≥ 2.2μF																																																						
		≤20%	0805 > 0.22μF; 1210 ≥ 3.3μF																																																						
50V	≤3%	≤6%	0201 (50V); 0603 ≥ 0.047μF; 0805 ≥ 0.18μF; 1206 ≥ 0.47μF																																																						
		≤10%	0201 ≥ 0.01μF; 1210 ≥ 4.7μF																																																						
		≤20%	0402 ≥ 0.012μF; 0603 > 0.1μF; 0805 ≥ 1μF (0805/X7R > 0.47μF); 1206 ≥ 2.2μF; 1210 ≥ 10μF																																																						
35V	≤5%	≤20%	0603 ≥ 1μF; 0805 ≥ 2.2μF; 1206 ≥ 2.2μF; 1210 ≥ 10μF																																																						
25V	≤5%	≤10%	0201 ≥ 0.01μF; 0805 ≥ 1μF; 1210 ≥ 10μF																																																						
		≤14%	0603 ≥ 0.33μF																																																						
		≤15%	0201 ≥ 0.1μF; 0402 ≥ 0.10μF & (0402/X7R ≥ 0.056μF); 0603 ≥ 0.47μF; 0805 ≥ 2.2μF; 1206 ≥ 4.7μF; 1210 ≥ 22μF (1210/X5R ≥ 10μF)																																																						
		≤20%	0402 ≥ 0.47μF																																																						
16V	≤5%	≤10%	0603 ≥ 0.15μF; 0805 ≥ 0.68μF; 1206 ≥ 2.2μF; 1210 ≥ 4.7μF																																																						
		≤15%	0201 ≥ 0.01μF (0201/X7R ≥ 0.022μF); 0402 ≥ 0.033μF; 0603 > 0.47μF; 0805 ≥ 2.2μF; 1206 ≥ 4.7μF; 1210 ≥ 22μF																																																						
10V	≤7.5%	≤15%	0201 ≥ 0.012μF; 0402 ≥ 0.22μF; 0603 ≥ 0.33μF; 0805 ≥ 2.2μF; 1206 ≥ 2.2μF; 1210 ≥ 22μF																																																						
		≤20%	0201 ≥ 0.1μF (0201/X5R > 0.1μF); 0402 ≥ 1μF; 01R5/X5R																																																						
6.3V	≤15%	≤30%	0201 ≥ 0.1μF (0201/X5R > 0.1μF); 0402 ≥ 1μF (0402/X6S ≥ 0.47μF); 0603 ≥ 10μF; 0805 ≥ 4.7μF; 1206 ≥ 47μF; 1210 ≥ 100μF																																																						
4V	≤20%	---	---																																																						
			Y5V: <table border="1"> <thead> <tr> <th>Rated vol.</th> <th>D.F. ≤</th> <th colspan="2">Exception of D.F. ≤</th> </tr> </thead> <tbody> <tr> <td rowspan="2">≥50V</td> <td rowspan="2">≤7.5%</td> <td>≤10%</td> <td>0603 ≥ 0.1μF; 0805 ≥ 0.47μF; 1206 ≥ 4.7μF</td> </tr> <tr> <td>≤20%</td> <td>1210 ≥ 6.8μF</td> </tr> <tr> <td>35V</td> <td>≤10%</td> <td>---</td> <td>---</td> </tr> <tr> <td rowspan="2">25V</td> <td rowspan="2">≤7.5%</td> <td>≤10%</td> <td>0402 ≥ 0.047μF; 0603 ≥ 0.1μF; 0805 ≥ 0.33μF; 1206 ≥ 1μF; 1210 ≥ 4.7μF</td> </tr> <tr> <td>≤15%</td> <td>0402 ≥ 0.068μF; 0603 ≥ 0.47μF; 1206 ≥ 4.7μF; 1210 ≥ 22μF</td> </tr> <tr> <td rowspan="2">16V (C<1.0μF)</td> <td rowspan="2">≤10%</td> <td>≤12.5%</td> <td>0402 ≥ 0.068μF; 0603 ≥ 0.68μF</td> </tr> <tr> <td>≤20%</td> <td>0402 ≥ 0.22μF</td> </tr> <tr> <td rowspan="2">16V (C≥1.0μF)</td> <td rowspan="2">≤12.5%</td> <td>≤20%</td> <td>0603 ≥ 2.2μF; 0805 ≥ 3.3μF; 1206 ≥ 10μF; 1210 ≥ 22μF; 1812 ≥ 47μF</td> </tr> <tr> <td>≤30%</td> <td>0402 ≥ 0.47μF</td> </tr> <tr> <td>10V</td> <td>≤20%</td> <td>≤30%</td> <td>0402 ≥ 0.47μF</td> </tr> <tr> <td>6.3V</td> <td>≤30%</td> <td>---</td> <td>---</td> </tr> </tbody> </table>	Rated vol.	D.F. ≤	Exception of D.F. ≤		≥50V	≤7.5%	≤10%	0603 ≥ 0.1μF; 0805 ≥ 0.47μF; 1206 ≥ 4.7μF	≤20%	1210 ≥ 6.8μF	35V	≤10%	---	---	25V	≤7.5%	≤10%	0402 ≥ 0.047μF; 0603 ≥ 0.1μF; 0805 ≥ 0.33μF; 1206 ≥ 1μF; 1210 ≥ 4.7μF	≤15%	0402 ≥ 0.068μF; 0603 ≥ 0.47μF; 1206 ≥ 4.7μF; 1210 ≥ 22μF	16V (C<1.0μF)	≤10%	≤12.5%	0402 ≥ 0.068μF; 0603 ≥ 0.68μF	≤20%	0402 ≥ 0.22μF	16V (C≥1.0μF)	≤12.5%	≤20%	0603 ≥ 2.2μF; 0805 ≥ 3.3μF; 1206 ≥ 10μF; 1210 ≥ 22μF; 1812 ≥ 47μF	≤30%	0402 ≥ 0.47μF	10V	≤20%	≤30%	0402 ≥ 0.47μF	6.3V	≤30%	---	---														
Rated vol.	D.F. ≤	Exception of D.F. ≤																																																							
≥50V	≤7.5%	≤10%	0603 ≥ 0.1μF; 0805 ≥ 0.47μF; 1206 ≥ 4.7μF																																																						
		≤20%	1210 ≥ 6.8μF																																																						
35V	≤10%	---	---																																																						
25V	≤7.5%	≤10%	0402 ≥ 0.047μF; 0603 ≥ 0.1μF; 0805 ≥ 0.33μF; 1206 ≥ 1μF; 1210 ≥ 4.7μF																																																						
		≤15%	0402 ≥ 0.068μF; 0603 ≥ 0.47μF; 1206 ≥ 4.7μF; 1210 ≥ 22μF																																																						
16V (C<1.0μF)	≤10%	≤12.5%	0402 ≥ 0.068μF; 0603 ≥ 0.68μF																																																						
		≤20%	0402 ≥ 0.22μF																																																						
16V (C≥1.0μF)	≤12.5%	≤20%	0603 ≥ 2.2μF; 0805 ≥ 3.3μF; 1206 ≥ 10μF; 1210 ≥ 22μF; 1812 ≥ 47μF																																																						
		≤30%	0402 ≥ 0.47μF																																																						
10V	≤20%	≤30%	0402 ≥ 0.47μF																																																						
6.3V	≤30%	---	---																																																						
			*I.R.: ≥10V, 500MΩ or 25 Ω·F whichever is smaller. Class II (X7R, X5R, X6S, X7S, Y5V)																																																						
			<table border="1"> <thead> <tr> <th>Rated voltage</th> <th>Insulation Resistance</th> </tr> </thead> <tbody> <tr> <td>100V: All X7R; 1210 ≥ 3.3μF</td> <td rowspan="8">500MΩ or RxC ≥ 5 Ω·F whichever is smaller.</td> </tr> <tr> <td>50V: 0402 > 0.01μF; 0603 ≥ 1μF; 0805 ≥ 1μF; 1206 ≥ 4.7μF; 1210 ≥ 4.7μF</td> </tr> <tr> <td>35V: 0603 ≥ 1μF; 0805 ≥ 2.2μF; 1206 ≥ 2.2μF; 1210 ≥ 10μF</td> </tr> <tr> <td>25V: 0201 ≥ 0.1μF; 0402 ≥ 0.22μF; 0603 ≥ 2.2μF; 0805 ≥ 2.2μF; 1206 ≥ 10μF; 1210 ≥ 10μF</td> </tr> <tr> <td>16V: 0201 ≥ 0.1μF; 0402 ≥ 0.22μF; 0603 ≥ 1μF; 0805 ≥ 2.2μF; 1206 ≥ 10μF; 1210 ≥ 47μF</td> </tr> <tr> <td>10V: 0201 ≥ 47nF; 0402 ≥ 0.47μF; 0603 ≥ 0.47μF; 0805 ≥ 2.2μF; 1206 ≥ 4.7μF; 1210 ≥ 47μF</td> </tr> <tr> <td>6.3V; 4V; All X6S/X7S items; Size ≥ 1812</td> </tr> </tbody> </table>	Rated voltage	Insulation Resistance	100V: All X7R; 1210 ≥ 3.3μF	500MΩ or RxC ≥ 5 Ω·F whichever is smaller.	50V: 0402 > 0.01μF; 0603 ≥ 1μF; 0805 ≥ 1μF; 1206 ≥ 4.7μF; 1210 ≥ 4.7μF	35V: 0603 ≥ 1μF; 0805 ≥ 2.2μF; 1206 ≥ 2.2μF; 1210 ≥ 10μF	25V: 0201 ≥ 0.1μF; 0402 ≥ 0.22μF; 0603 ≥ 2.2μF; 0805 ≥ 2.2μF; 1206 ≥ 10μF; 1210 ≥ 10μF	16V: 0201 ≥ 0.1μF; 0402 ≥ 0.22μF; 0603 ≥ 1μF; 0805 ≥ 2.2μF; 1206 ≥ 10μF; 1210 ≥ 47μF	10V: 0201 ≥ 47nF; 0402 ≥ 0.47μF; 0603 ≥ 0.47μF; 0805 ≥ 2.2μF; 1206 ≥ 4.7μF; 1210 ≥ 47μF	6.3V; 4V; All X6S/X7S items; Size ≥ 1812																																												
Rated voltage	Insulation Resistance																																																								
100V: All X7R; 1210 ≥ 3.3μF	500MΩ or RxC ≥ 5 Ω·F whichever is smaller.																																																								
50V: 0402 > 0.01μF; 0603 ≥ 1μF; 0805 ≥ 1μF; 1206 ≥ 4.7μF; 1210 ≥ 4.7μF																																																									
35V: 0603 ≥ 1μF; 0805 ≥ 2.2μF; 1206 ≥ 2.2μF; 1210 ≥ 10μF																																																									
25V: 0201 ≥ 0.1μF; 0402 ≥ 0.22μF; 0603 ≥ 2.2μF; 0805 ≥ 2.2μF; 1206 ≥ 10μF; 1210 ≥ 10μF																																																									
16V: 0201 ≥ 0.1μF; 0402 ≥ 0.22μF; 0603 ≥ 1μF; 0805 ≥ 2.2μF; 1206 ≥ 10μF; 1210 ≥ 47μF																																																									
10V: 0201 ≥ 47nF; 0402 ≥ 0.47μF; 0603 ≥ 0.47μF; 0805 ≥ 2.2μF; 1206 ≥ 4.7μF; 1210 ≥ 47μF																																																									
6.3V; 4V; All X6S/X7S items; Size ≥ 1812																																																									

Multilayer Ceramic Capacitors

No	Item	Test Condition	Requirements																																																																																																																		
15.	High Temperature Load (Endurance)	Test temp. : NP0, X7R/X7E/X7S: 125±3°C X6S: 105±3°C X5R, Y5V: 85±3°C Test time: 1000+24/-0 hrs. To apply voltage: (1) ≤ 6.3V or C ≥ 10µF or : 150% of rated voltage. (2) 10V ≤ Ur < 500V: 200% of rated voltage. (3) 500V: 150% of rated voltage. (4) Ur ≥ 630V: 120% of rated voltage. (5) 100% of rated voltage for below range.	* No remarkable damage. Cap change: NP0: ±3.0% or ±0.3pF whichever is larger X7R, X5R, X6S, X7S: ≥10V**, within ±12.5%; ≤ 6.3V within ±25%; **10V: 0603≥4.7µF;0402≥1µF;0201≥0.1µF, within ±25% Y5V: ≥10V, within ±30%; ≤ 6.3V, within +30/-40% Q/D.F. value: NP0: More than 30pF, Q≥350 10pF≤C<30pF, Q≥275+2.5C Less than 10pF, Q≥200+10C X7R, X5R, X6S, X7S:																																																																																																																		
		<table border="1"> <thead> <tr> <th>Size</th> <th>Dielectric</th> <th>Rated voltage</th> <th>Capacitance</th> </tr> </thead> <tbody> <tr> <td rowspan="2">0201</td> <td rowspan="2">X5R/X7R/X6S</td> <td>≤ 10V</td> <td>C ≥ 0.1µF</td> </tr> <tr> <td>≥ 16V</td> <td>C > 0.1µF</td> </tr> <tr> <td rowspan="4">0402</td> <td rowspan="2">X5R</td> <td>≤ 16V</td> <td>C > 1.0µF</td> </tr> <tr> <td>25V,50V</td> <td>C ≥ 1.0µF</td> </tr> <tr> <td rowspan="2">X6S</td> <td>6.3V,10V</td> <td>C > 1.0µF</td> </tr> <tr> <td>16V,25V</td> <td>C ≥ 1.0µF</td> </tr> <tr> <td rowspan="2">0603</td> <td rowspan="2">X7R/X7S/Y5V</td> <td>6.3V,10V</td> <td>C ≥ 1.0µF</td> </tr> <tr> <td>4V</td> <td>C ≥ 22µF</td> </tr> <tr> <td rowspan="2">0805</td> <td rowspan="2">X5R/X7R/X6S/X7S</td> <td>6.3V,10V</td> <td>C ≥ 4.7µF</td> </tr> <tr> <td>25V</td> <td>C ≥ 1.0µF</td> </tr> <tr> <td rowspan="2">1206</td> <td rowspan="2">X5R/X7R/X6S</td> <td>25V</td> <td>C ≥ 1.0µF</td> </tr> <tr> <td>X7R</td> <td>35V</td> <td>C ≥ 1.0µF</td> </tr> <tr> <td rowspan="2">1210</td> <td rowspan="2">X5R/X7R/X6S</td> <td>4V</td> <td>C ≥ 47µF</td> </tr> <tr> <td>6.3V</td> <td>C ≥ 22µF</td> </tr> <tr> <td rowspan="2">TT15</td> <td rowspan="2">X5R</td> <td>10V,50V</td> <td>C ≥ 10µF</td> </tr> <tr> <td>X7R/X6S/X7S</td> <td>16V,25V</td> <td>C ≥ 10µF</td> </tr> <tr> <td rowspan="2">TT18</td> <td rowspan="2">Y5V</td> <td>16V,25V</td> <td>C ≥ 22µF</td> </tr> <tr> <td>X5R</td> <td>4V</td> <td>C ≥ 47µF</td> </tr> <tr> <td rowspan="2">TT21</td> <td rowspan="2">X5R/X7R/X6S</td> <td>6.3V</td> <td>C ≥ 10µF</td> </tr> <tr> <td>Y5V</td> <td>6.3V</td> <td>C ≥ 22µF</td> </tr> <tr> <td rowspan="2">TT31</td> <td rowspan="2">Y5V</td> <td>≤ 10V</td> <td>C ≥ 10µF</td> </tr> <tr> <td>6.3V</td> <td>C ≥ 22µF</td> </tr> </tbody> </table>	Size	Dielectric	Rated voltage	Capacitance	0201	X5R/X7R/X6S	≤ 10V	C ≥ 0.1µF	≥ 16V	C > 0.1µF	0402	X5R	≤ 16V	C > 1.0µF	25V,50V	C ≥ 1.0µF	X6S	6.3V,10V	C > 1.0µF	16V,25V	C ≥ 1.0µF	0603	X7R/X7S/Y5V	6.3V,10V	C ≥ 1.0µF	4V	C ≥ 22µF	0805	X5R/X7R/X6S/X7S	6.3V,10V	C ≥ 4.7µF	25V	C ≥ 1.0µF	1206	X5R/X7R/X6S	25V	C ≥ 1.0µF	X7R	35V	C ≥ 1.0µF	1210	X5R/X7R/X6S	4V	C ≥ 47µF	6.3V	C ≥ 22µF	TT15	X5R	10V,50V	C ≥ 10µF	X7R/X6S/X7S	16V,25V	C ≥ 10µF	TT18	Y5V	16V,25V	C ≥ 22µF	X5R	4V	C ≥ 47µF	TT21	X5R/X7R/X6S	6.3V	C ≥ 10µF	Y5V	6.3V	C ≥ 22µF	TT31	Y5V	≤ 10V	C ≥ 10µF	6.3V	C ≥ 22µF	<table border="1"> <thead> <tr> <th>Rated vol.</th> <th>D.F. ≤</th> <th>Exception of D.F. ≤</th> </tr> </thead> <tbody> <tr> <td rowspan="2">≥ 100V</td> <td>≤ 3%</td> <td>≤ 6% 1206 ≥ 0.47µF ≤ 7.5% 0603 ≥ 0.068µF, 0805 > 0.1µF, 1206 ≥ 1µF; 1210 ≥ 2.2µF ≤ 20% 0805 > 0.22µF; 1210 ≥ 3.3µF</td> </tr> <tr> <td>≤ 5%</td> <td>≤ 6% 0201(50V); 0603 ≥ 0.047µF; 0805 ≥ 0.18µF; 1206 ≥ 0.47µF ≤ 10% 0201 ≥ 0.01µF; 1210 ≥ 4.7µF</td> </tr> <tr> <td rowspan="2">50V</td> <td>≤ 3%</td> <td>≤ 20% 0402 ≥ 0.012µF; 0603 > 0.1µF; 0805 ≥ 1µF(0805/X7R > 0.47µF); 1206 ≥ 2.2µF; 1210 ≥ 10µF ≤ 5% 0603 ≥ 1µF; 0805 ≥ 2.2µF; 1206 ≥ 2.2µF; 1210 ≥ 10µF</td> </tr> <tr> <td>≤ 5%</td> <td>≤ 10% 0201 ≥ 0.01µF; 0805 ≥ 1µF; 1210 ≥ 10µF ≤ 14% 0603 ≥ 0.33µF</td> </tr> <tr> <td rowspan="2">35V</td> <td>≤ 5%</td> <td>≤ 15% 0201 ≥ 0.1µF; 0402 ≥ 0.10µF & (0402/X7R ≥ 0.056µF); 0603 ≥ 0.47µF; 0805 ≥ 2.2µF; 1206 ≥ 4.7µF; 1210 ≥ 22µF (1210/X5R ≥ 10µF) ≤ 20% 0402 ≥ 0.47µF</td> </tr> <tr> <td>≤ 5%</td> <td>≤ 10% 0603 ≥ 0.15µF; 0805 ≥ 0.68µF; 1206 ≥ 2.2µF; 1210 ≥ 4.7µF ≤ 15% 0201 ≥ 0.01µF (0201/X7R ≥ 0.022µF); 0402 ≥ 0.033µF; 0603 > 0.47µF; 0805 ≥ 2.2µF; 1206 ≥ 4.7µF; 1210 ≥ 22µF</td> </tr> <tr> <td rowspan="2">25V</td> <td>≤ 5%</td> <td>≤ 15% 0201 ≥ 0.012µF; 0402 ≥ 0.22µF; 0603 ≥ 0.33µF; 0805 ≥ 2.2µF; 1206 ≥ 2.2µF; 1210 ≥ 22µF ≤ 20% 0201 ≥ 0.1µF (0201/X5R > 0.1µF); 0402 ≥ 1µF; 01R5/X5R</td> </tr> <tr> <td>≤ 5%</td> <td>0201 ≥ 0.1µF (0201/X5R > 0.1µF); 0402 ≥ 1µF; 01R5/X5R 0603 ≥ 10µF; 0805 ≥ 4.7µF; 1206 ≥ 47µF; 1210 ≥ 100µF</td> </tr> <tr> <td rowspan="2">16V</td> <td>≤ 5%</td> <td>≤ 15% 0201 ≥ 0.1µF (0201/X5R > 0.1µF); 0402 ≥ 1µF; 01R5/X5R 0603 ≥ 10µF; 0805 ≥ 4.7µF; 1206 ≥ 47µF; 1210 ≥ 100µF</td> </tr> <tr> <td>≤ 5%</td> <td>≤ 15% 0201 ≥ 0.1µF (0201/X5R > 0.1µF); 0402 ≥ 1µF; 01R5/X5R 0603 ≥ 10µF; 0805 ≥ 4.7µF; 1206 ≥ 47µF; 1210 ≥ 100µF</td> </tr> <tr> <td rowspan="2">10V</td> <td>≤ 7.5%</td> <td>≤ 15% 0201 ≥ 0.1µF (0201/X5R > 0.1µF); 0402 ≥ 1µF; 01R5/X5R 0603 ≥ 10µF; 0805 ≥ 4.7µF; 1206 ≥ 47µF; 1210 ≥ 100µF</td> </tr> <tr> <td>≤ 7.5%</td> <td>≤ 15% 0201 ≥ 0.1µF (0201/X5R > 0.1µF); 0402 ≥ 1µF; 01R5/X5R 0603 ≥ 10µF; 0805 ≥ 4.7µF; 1206 ≥ 47µF; 1210 ≥ 100µF</td> </tr> <tr> <td rowspan="2">6.3V</td> <td>≤ 15%</td> <td>≤ 30% 0201 ≥ 0.1µF (0201/X5R > 0.1µF); 0402 ≥ 1µF; 01R5/X5R 0603 ≥ 10µF; 0805 ≥ 4.7µF; 1206 ≥ 47µF; 1210 ≥ 100µF</td> </tr> <tr> <td>≤ 15%</td> <td>≤ 30% 0201 ≥ 0.1µF (0201/X5R > 0.1µF); 0402 ≥ 1µF; 01R5/X5R 0603 ≥ 10µF; 0805 ≥ 4.7µF; 1206 ≥ 47µF; 1210 ≥ 100µF</td> </tr> <tr> <td>4V</td> <td>≤ 20%</td> <td>---</td> </tr> </tbody> </table>	Rated vol.	D.F. ≤	Exception of D.F. ≤	≥ 100V	≤ 3%	≤ 6% 1206 ≥ 0.47µF ≤ 7.5% 0603 ≥ 0.068µF, 0805 > 0.1µF, 1206 ≥ 1µF; 1210 ≥ 2.2µF ≤ 20% 0805 > 0.22µF; 1210 ≥ 3.3µF	≤ 5%	≤ 6% 0201(50V); 0603 ≥ 0.047µF; 0805 ≥ 0.18µF; 1206 ≥ 0.47µF ≤ 10% 0201 ≥ 0.01µF; 1210 ≥ 4.7µF	50V	≤ 3%	≤ 20% 0402 ≥ 0.012µF; 0603 > 0.1µF; 0805 ≥ 1µF(0805/X7R > 0.47µF); 1206 ≥ 2.2µF; 1210 ≥ 10µF ≤ 5% 0603 ≥ 1µF; 0805 ≥ 2.2µF; 1206 ≥ 2.2µF; 1210 ≥ 10µF	≤ 5%	≤ 10% 0201 ≥ 0.01µF; 0805 ≥ 1µF; 1210 ≥ 10µF ≤ 14% 0603 ≥ 0.33µF	35V	≤ 5%	≤ 15% 0201 ≥ 0.1µF; 0402 ≥ 0.10µF & (0402/X7R ≥ 0.056µF); 0603 ≥ 0.47µF; 0805 ≥ 2.2µF; 1206 ≥ 4.7µF; 1210 ≥ 22µF (1210/X5R ≥ 10µF) ≤ 20% 0402 ≥ 0.47µF	≤ 5%	≤ 10% 0603 ≥ 0.15µF; 0805 ≥ 0.68µF; 1206 ≥ 2.2µF; 1210 ≥ 4.7µF ≤ 15% 0201 ≥ 0.01µF (0201/X7R ≥ 0.022µF); 0402 ≥ 0.033µF; 0603 > 0.47µF; 0805 ≥ 2.2µF; 1206 ≥ 4.7µF; 1210 ≥ 22µF	25V	≤ 5%	≤ 15% 0201 ≥ 0.012µF; 0402 ≥ 0.22µF; 0603 ≥ 0.33µF; 0805 ≥ 2.2µF; 1206 ≥ 2.2µF; 1210 ≥ 22µF ≤ 20% 0201 ≥ 0.1µF (0201/X5R > 0.1µF); 0402 ≥ 1µF; 01R5/X5R	≤ 5%	0201 ≥ 0.1µF (0201/X5R > 0.1µF); 0402 ≥ 1µF; 01R5/X5R 0603 ≥ 10µF; 0805 ≥ 4.7µF; 1206 ≥ 47µF; 1210 ≥ 100µF	16V	≤ 5%	≤ 15% 0201 ≥ 0.1µF (0201/X5R > 0.1µF); 0402 ≥ 1µF; 01R5/X5R 0603 ≥ 10µF; 0805 ≥ 4.7µF; 1206 ≥ 47µF; 1210 ≥ 100µF	≤ 5%	≤ 15% 0201 ≥ 0.1µF (0201/X5R > 0.1µF); 0402 ≥ 1µF; 01R5/X5R 0603 ≥ 10µF; 0805 ≥ 4.7µF; 1206 ≥ 47µF; 1210 ≥ 100µF	10V	≤ 7.5%	≤ 15% 0201 ≥ 0.1µF (0201/X5R > 0.1µF); 0402 ≥ 1µF; 01R5/X5R 0603 ≥ 10µF; 0805 ≥ 4.7µF; 1206 ≥ 47µF; 1210 ≥ 100µF	≤ 7.5%	≤ 15% 0201 ≥ 0.1µF (0201/X5R > 0.1µF); 0402 ≥ 1µF; 01R5/X5R 0603 ≥ 10µF; 0805 ≥ 4.7µF; 1206 ≥ 47µF; 1210 ≥ 100µF	6.3V	≤ 15%	≤ 30% 0201 ≥ 0.1µF (0201/X5R > 0.1µF); 0402 ≥ 1µF; 01R5/X5R 0603 ≥ 10µF; 0805 ≥ 4.7µF; 1206 ≥ 47µF; 1210 ≥ 100µF	≤ 15%	≤ 30% 0201 ≥ 0.1µF (0201/X5R > 0.1µF); 0402 ≥ 1µF; 01R5/X5R 0603 ≥ 10µF; 0805 ≥ 4.7µF; 1206 ≥ 47µF; 1210 ≥ 100µF	4V	≤ 20%	---
		Size	Dielectric	Rated voltage	Capacitance																																																																																																																
		0201	X5R/X7R/X6S	≤ 10V	C ≥ 0.1µF																																																																																																																
				≥ 16V	C > 0.1µF																																																																																																																
		0402	X5R	≤ 16V	C > 1.0µF																																																																																																																
				25V,50V	C ≥ 1.0µF																																																																																																																
			X6S	6.3V,10V	C > 1.0µF																																																																																																																
				16V,25V	C ≥ 1.0µF																																																																																																																
		0603	X7R/X7S/Y5V	6.3V,10V	C ≥ 1.0µF																																																																																																																
				4V	C ≥ 22µF																																																																																																																
		0805	X5R/X7R/X6S/X7S	6.3V,10V	C ≥ 4.7µF																																																																																																																
				25V	C ≥ 1.0µF																																																																																																																
		1206	X5R/X7R/X6S	25V	C ≥ 1.0µF																																																																																																																
				X7R	35V	C ≥ 1.0µF																																																																																																															
		1210	X5R/X7R/X6S	4V	C ≥ 47µF																																																																																																																
				6.3V	C ≥ 22µF																																																																																																																
		TT15	X5R	10V,50V	C ≥ 10µF																																																																																																																
				X7R/X6S/X7S	16V,25V	C ≥ 10µF																																																																																																															
		TT18	Y5V	16V,25V	C ≥ 22µF																																																																																																																
				X5R	4V	C ≥ 47µF																																																																																																															
		TT21	X5R/X7R/X6S	6.3V	C ≥ 10µF																																																																																																																
				Y5V	6.3V	C ≥ 22µF																																																																																																															
		TT31	Y5V	≤ 10V	C ≥ 10µF																																																																																																																
				6.3V	C ≥ 22µF																																																																																																																
		Rated vol.	D.F. ≤	Exception of D.F. ≤																																																																																																																	
		≥ 100V	≤ 3%	≤ 6% 1206 ≥ 0.47µF ≤ 7.5% 0603 ≥ 0.068µF, 0805 > 0.1µF, 1206 ≥ 1µF; 1210 ≥ 2.2µF ≤ 20% 0805 > 0.22µF; 1210 ≥ 3.3µF																																																																																																																	
			≤ 5%	≤ 6% 0201(50V); 0603 ≥ 0.047µF; 0805 ≥ 0.18µF; 1206 ≥ 0.47µF ≤ 10% 0201 ≥ 0.01µF; 1210 ≥ 4.7µF																																																																																																																	
		50V	≤ 3%	≤ 20% 0402 ≥ 0.012µF; 0603 > 0.1µF; 0805 ≥ 1µF(0805/X7R > 0.47µF); 1206 ≥ 2.2µF; 1210 ≥ 10µF ≤ 5% 0603 ≥ 1µF; 0805 ≥ 2.2µF; 1206 ≥ 2.2µF; 1210 ≥ 10µF																																																																																																																	
			≤ 5%	≤ 10% 0201 ≥ 0.01µF; 0805 ≥ 1µF; 1210 ≥ 10µF ≤ 14% 0603 ≥ 0.33µF																																																																																																																	
35V	≤ 5%	≤ 15% 0201 ≥ 0.1µF; 0402 ≥ 0.10µF & (0402/X7R ≥ 0.056µF); 0603 ≥ 0.47µF; 0805 ≥ 2.2µF; 1206 ≥ 4.7µF; 1210 ≥ 22µF (1210/X5R ≥ 10µF) ≤ 20% 0402 ≥ 0.47µF																																																																																																																			
	≤ 5%	≤ 10% 0603 ≥ 0.15µF; 0805 ≥ 0.68µF; 1206 ≥ 2.2µF; 1210 ≥ 4.7µF ≤ 15% 0201 ≥ 0.01µF (0201/X7R ≥ 0.022µF); 0402 ≥ 0.033µF; 0603 > 0.47µF; 0805 ≥ 2.2µF; 1206 ≥ 4.7µF; 1210 ≥ 22µF																																																																																																																			
25V	≤ 5%	≤ 15% 0201 ≥ 0.012µF; 0402 ≥ 0.22µF; 0603 ≥ 0.33µF; 0805 ≥ 2.2µF; 1206 ≥ 2.2µF; 1210 ≥ 22µF ≤ 20% 0201 ≥ 0.1µF (0201/X5R > 0.1µF); 0402 ≥ 1µF; 01R5/X5R																																																																																																																			
	≤ 5%	0201 ≥ 0.1µF (0201/X5R > 0.1µF); 0402 ≥ 1µF; 01R5/X5R 0603 ≥ 10µF; 0805 ≥ 4.7µF; 1206 ≥ 47µF; 1210 ≥ 100µF																																																																																																																			
16V	≤ 5%	≤ 15% 0201 ≥ 0.1µF (0201/X5R > 0.1µF); 0402 ≥ 1µF; 01R5/X5R 0603 ≥ 10µF; 0805 ≥ 4.7µF; 1206 ≥ 47µF; 1210 ≥ 100µF																																																																																																																			
	≤ 5%	≤ 15% 0201 ≥ 0.1µF (0201/X5R > 0.1µF); 0402 ≥ 1µF; 01R5/X5R 0603 ≥ 10µF; 0805 ≥ 4.7µF; 1206 ≥ 47µF; 1210 ≥ 100µF																																																																																																																			
10V	≤ 7.5%	≤ 15% 0201 ≥ 0.1µF (0201/X5R > 0.1µF); 0402 ≥ 1µF; 01R5/X5R 0603 ≥ 10µF; 0805 ≥ 4.7µF; 1206 ≥ 47µF; 1210 ≥ 100µF																																																																																																																			
	≤ 7.5%	≤ 15% 0201 ≥ 0.1µF (0201/X5R > 0.1µF); 0402 ≥ 1µF; 01R5/X5R 0603 ≥ 10µF; 0805 ≥ 4.7µF; 1206 ≥ 47µF; 1210 ≥ 100µF																																																																																																																			
6.3V	≤ 15%	≤ 30% 0201 ≥ 0.1µF (0201/X5R > 0.1µF); 0402 ≥ 1µF; 01R5/X5R 0603 ≥ 10µF; 0805 ≥ 4.7µF; 1206 ≥ 47µF; 1210 ≥ 100µF																																																																																																																			
	≤ 15%	≤ 30% 0201 ≥ 0.1µF (0201/X5R > 0.1µF); 0402 ≥ 1µF; 01R5/X5R 0603 ≥ 10µF; 0805 ≥ 4.7µF; 1206 ≥ 47µF; 1210 ≥ 100µF																																																																																																																			
4V	≤ 20%	---																																																																																																																			
		<table border="1"> <thead> <tr> <th>Size</th> <th>Dielectric</th> <th>Rated voltage</th> <th>Capacitance</th> </tr> </thead> <tbody> <tr> <td rowspan="2">0201</td> <td rowspan="2">X5R/X6S</td> <td>16V,25V</td> <td>C = 0.1µF</td> </tr> <tr> <td>X7R</td> <td>16V</td> <td>C ≥ 0.022µF</td> </tr> <tr> <td rowspan="2">0402</td> <td rowspan="2">X7R/X5R/X6S</td> <td>50V</td> <td>C > 0.01µF</td> </tr> <tr> <td>10~25V</td> <td>C ≥ 0.22µF</td> </tr> <tr> <td rowspan="4">0603</td> <td rowspan="2">Y5V</td> <td>16V</td> <td>C ≥ 0.47µF</td> </tr> <tr> <td>50V~100V</td> <td>C > 0.22µF</td> </tr> <tr> <td rowspan="2">X7S</td> <td>50V</td> <td>C > 0.1µF</td> </tr> <tr> <td>25V</td> <td>C = 1.0µF</td> </tr> <tr> <td rowspan="2">0805</td> <td rowspan="2">X5R</td> <td>50V</td> <td>C ≥ 1.0µF</td> </tr> <tr> <td>X5R/X7R/X6S/X7S</td> <td>10V,16V,</td> <td>C ≥ 1.0µF</td> </tr> <tr> <td rowspan="2">1206</td> <td rowspan="2">X5R/X7R/X6S/X7S</td> <td>16V</td> <td>C ≥ 2.2µF</td> </tr> <tr> <td>100V</td> <td>C ≥ 0.47µF</td> </tr> <tr> <td rowspan="2">1210</td> <td rowspan="2">X5R/X7R/X6S/X7S</td> <td>50V</td> <td>C ≥ 1.0µF</td> </tr> <tr> <td>35V</td> <td>C ≥ 2.2µF</td> </tr> <tr> <td rowspan="2">1825 2220 2225</td> <td rowspan="2">X7R</td> <td>10~25V</td> <td>C ≥ 4.7µF</td> </tr> <tr> <td>16V</td> <td>C ≥ 4.7µF</td> </tr> <tr> <td rowspan="2">1206</td> <td rowspan="2">X7R</td> <td>100V</td> <td>C ≥ 1.0µF</td> </tr> <tr> <td>50V</td> <td>C = 4.7µF</td> </tr> <tr> <td rowspan="2">1210</td> <td rowspan="2">X5R/X6S/X7S</td> <td>100V</td> <td>C > 1.0µF</td> </tr> <tr> <td>50V</td> <td>C = 4.7µF</td> </tr> <tr> <td rowspan="2">1825 2220 2225</td> <td rowspan="2">X7R</td> <td>100V~250V</td> <td>C ≥ 1.0µF</td> </tr> </tbody> </table>	Size	Dielectric	Rated voltage	Capacitance	0201	X5R/X6S	16V,25V	C = 0.1µF	X7R	16V	C ≥ 0.022µF	0402	X7R/X5R/X6S	50V	C > 0.01µF	10~25V	C ≥ 0.22µF	0603	Y5V	16V	C ≥ 0.47µF	50V~100V	C > 0.22µF	X7S	50V	C > 0.1µF	25V	C = 1.0µF	0805	X5R	50V	C ≥ 1.0µF	X5R/X7R/X6S/X7S	10V,16V,	C ≥ 1.0µF	1206	X5R/X7R/X6S/X7S	16V	C ≥ 2.2µF	100V	C ≥ 0.47µF	1210	X5R/X7R/X6S/X7S	50V	C ≥ 1.0µF	35V	C ≥ 2.2µF	1825 2220 2225	X7R	10~25V	C ≥ 4.7µF	16V	C ≥ 4.7µF	1206	X7R	100V	C ≥ 1.0µF	50V	C = 4.7µF	1210	X5R/X6S/X7S	100V	C > 1.0µF	50V	C = 4.7µF	1825 2220 2225	X7R	100V~250V	C ≥ 1.0µF	<table border="1"> <thead> <tr> <th>Rated vol.</th> <th>D.F. ≤</th> <th>Exception of D.F. ≤</th> </tr> </thead> <tbody> <tr> <td rowspan="2">≥ 50V</td> <td>≤ 7.5%</td> <td>≤ 10% 0603 ≥ 0.1µF; 0805 ≥ 0.47µF; 1206 ≥ 4.7µF ≤ 20% 1210 ≥ 6.8µF</td> </tr> <tr> <td>≤ 10%</td> <td>---</td> </tr> <tr> <td rowspan="2">35V</td> <td>≤ 10%</td> <td>---</td> </tr> <tr> <td>≤ 10%</td> <td>0402 ≥ 0.047µF; 0603 ≥ 0.1µF; 0805 ≥ 0.33µF; 1206 ≥ 1µF; 1210 ≥ 4.7µF</td> </tr> <tr> <td rowspan="2">25V</td> <td>≤ 7.5%</td> <td>≤ 10% 0402 ≥ 0.068µF; 0603 ≥ 0.47µF; 1206 ≥ 4.7µF; 1210 ≥ 22µF ≤ 15% 0402 ≥ 0.068µF; 0603 ≥ 0.47µF; 1206 ≥ 4.7µF; 1210 ≥ 22µF</td> </tr> <tr> <td>≤ 7.5%</td> <td>≤ 12.5% 0402 ≥ 0.068µF; 0603 ≥ 0.68µF ≤ 20% 0402 ≥ 0.22µF</td> </tr> <tr> <td rowspan="2">16V (C < 1.0µF)</td> <td>≤ 10%</td> <td>≤ 12.5% 0603 ≥ 2.2µF; 0805 ≥ 3.3µF; 1206 ≥ 10µF; 1210 ≥ 22µF; 1812 ≥ 47µF</td> </tr> <tr> <td>≤ 10%</td> <td>≤ 20% 0603 ≥ 2.2µF; 0805 ≥ 3.3µF; 1206 ≥ 10µF; 1210 ≥ 22µF; 1812 ≥ 47µF</td> </tr> <tr> <td rowspan="2">16V (C ≥ 1.0µF)</td> <td>≤ 12.5%</td> <td>≤ 20% 0603 ≥ 2.2µF; 0805 ≥ 3.3µF; 1206 ≥ 10µF; 1210 ≥ 22µF; 1812 ≥ 47µF</td> </tr> <tr> <td>≤ 12.5%</td> <td>≤ 20% 0603 ≥ 2.2µF; 0805 ≥ 3.3µF; 1206 ≥ 10µF; 1210 ≥ 22µF; 1812 ≥ 47µF</td> </tr> <tr> <td>10V</td> <td>≤ 20%</td> <td>≤ 30% 0402 ≥ 0.47µF</td> </tr> <tr> <td>6.3V</td> <td>≤ 30%</td> <td>---</td> </tr> </tbody> </table>	Rated vol.	D.F. ≤	Exception of D.F. ≤	≥ 50V	≤ 7.5%	≤ 10% 0603 ≥ 0.1µF; 0805 ≥ 0.47µF; 1206 ≥ 4.7µF ≤ 20% 1210 ≥ 6.8µF	≤ 10%	---	35V	≤ 10%	---	≤ 10%	0402 ≥ 0.047µF; 0603 ≥ 0.1µF; 0805 ≥ 0.33µF; 1206 ≥ 1µF; 1210 ≥ 4.7µF	25V	≤ 7.5%	≤ 10% 0402 ≥ 0.068µF; 0603 ≥ 0.47µF; 1206 ≥ 4.7µF; 1210 ≥ 22µF ≤ 15% 0402 ≥ 0.068µF; 0603 ≥ 0.47µF; 1206 ≥ 4.7µF; 1210 ≥ 22µF	≤ 7.5%	≤ 12.5% 0402 ≥ 0.068µF; 0603 ≥ 0.68µF ≤ 20% 0402 ≥ 0.22µF	16V (C < 1.0µF)	≤ 10%	≤ 12.5% 0603 ≥ 2.2µF; 0805 ≥ 3.3µF; 1206 ≥ 10µF; 1210 ≥ 22µF; 1812 ≥ 47µF	≤ 10%	≤ 20% 0603 ≥ 2.2µF; 0805 ≥ 3.3µF; 1206 ≥ 10µF; 1210 ≥ 22µF; 1812 ≥ 47µF	16V (C ≥ 1.0µF)	≤ 12.5%	≤ 20% 0603 ≥ 2.2µF; 0805 ≥ 3.3µF; 1206 ≥ 10µF; 1210 ≥ 22µF; 1812 ≥ 47µF	≤ 12.5%	≤ 20% 0603 ≥ 2.2µF; 0805 ≥ 3.3µF; 1206 ≥ 10µF; 1210 ≥ 22µF; 1812 ≥ 47µF	10V	≤ 20%	≤ 30% 0402 ≥ 0.47µF	6.3V	≤ 30%	---											
Size	Dielectric	Rated voltage	Capacitance																																																																																																																		
0201	X5R/X6S	16V,25V	C = 0.1µF																																																																																																																		
		X7R	16V	C ≥ 0.022µF																																																																																																																	
0402	X7R/X5R/X6S	50V	C > 0.01µF																																																																																																																		
		10~25V	C ≥ 0.22µF																																																																																																																		
0603	Y5V	16V	C ≥ 0.47µF																																																																																																																		
		50V~100V	C > 0.22µF																																																																																																																		
	X7S	50V	C > 0.1µF																																																																																																																		
		25V	C = 1.0µF																																																																																																																		
0805	X5R	50V	C ≥ 1.0µF																																																																																																																		
		X5R/X7R/X6S/X7S	10V,16V,	C ≥ 1.0µF																																																																																																																	
1206	X5R/X7R/X6S/X7S	16V	C ≥ 2.2µF																																																																																																																		
		100V	C ≥ 0.47µF																																																																																																																		
1210	X5R/X7R/X6S/X7S	50V	C ≥ 1.0µF																																																																																																																		
		35V	C ≥ 2.2µF																																																																																																																		
1825 2220 2225	X7R	10~25V	C ≥ 4.7µF																																																																																																																		
		16V	C ≥ 4.7µF																																																																																																																		
1206	X7R	100V	C ≥ 1.0µF																																																																																																																		
		50V	C = 4.7µF																																																																																																																		
1210	X5R/X6S/X7S	100V	C > 1.0µF																																																																																																																		
		50V	C = 4.7µF																																																																																																																		
1825 2220 2225	X7R	100V~250V	C ≥ 1.0µF																																																																																																																		
		Rated vol.	D.F. ≤	Exception of D.F. ≤																																																																																																																	
≥ 50V	≤ 7.5%	≤ 10% 0603 ≥ 0.1µF; 0805 ≥ 0.47µF; 1206 ≥ 4.7µF ≤ 20% 1210 ≥ 6.8µF																																																																																																																			
	≤ 10%	---																																																																																																																			
35V	≤ 10%	---																																																																																																																			
	≤ 10%	0402 ≥ 0.047µF; 0603 ≥ 0.1µF; 0805 ≥ 0.33µF; 1206 ≥ 1µF; 1210 ≥ 4.7µF																																																																																																																			
25V	≤ 7.5%	≤ 10% 0402 ≥ 0.068µF; 0603 ≥ 0.47µF; 1206 ≥ 4.7µF; 1210 ≥ 22µF ≤ 15% 0402 ≥ 0.068µF; 0603 ≥ 0.47µF; 1206 ≥ 4.7µF; 1210 ≥ 22µF																																																																																																																			
	≤ 7.5%	≤ 12.5% 0402 ≥ 0.068µF; 0603 ≥ 0.68µF ≤ 20% 0402 ≥ 0.22µF																																																																																																																			
16V (C < 1.0µF)	≤ 10%	≤ 12.5% 0603 ≥ 2.2µF; 0805 ≥ 3.3µF; 1206 ≥ 10µF; 1210 ≥ 22µF; 1812 ≥ 47µF																																																																																																																			
	≤ 10%	≤ 20% 0603 ≥ 2.2µF; 0805 ≥ 3.3µF; 1206 ≥ 10µF; 1210 ≥ 22µF; 1812 ≥ 47µF																																																																																																																			
16V (C ≥ 1.0µF)	≤ 12.5%	≤ 20% 0603 ≥ 2.2µF; 0805 ≥ 3.3µF; 1206 ≥ 10µF; 1210 ≥ 22µF; 1812 ≥ 47µF																																																																																																																			
	≤ 12.5%	≤ 20% 0603 ≥ 2.2µF; 0805 ≥ 3.3µF; 1206 ≥ 10µF; 1210 ≥ 22µF; 1812 ≥ 47µF																																																																																																																			
10V	≤ 20%	≤ 30% 0402 ≥ 0.47µF																																																																																																																			
6.3V	≤ 30%	---																																																																																																																			
		<p>* Before initial measurement (Class II only): To apply de-aging at 150°C for 1hr then set for 24±2 hrs at room temp. * Cap. / DF(Q) / I.R. Measurement to be made after de-aging at 150°C for 1hr then set for 24±2 hrs at room temp. * De-rating conditions:</p>	<p>* I.R.: ≥10V, 1GΩ or 50 Ω-F whichever is smaller. Class II (X7R, X5R, X6S, X7S, Y5V)</p> <table border="1"> <thead> <tr> <th>Rated voltage</th> <th>Insulation Resistance</th> </tr> </thead> <tbody> <tr> <td>100V: All X7R; 1210 ≥ 3.3µF</td> <td rowspan="7">1GΩ or RxC ≥ 10 Ω-F whichever is smaller.</td> </tr> <tr> <td>50V: 0402 > 0.01µF; 0603 ≥ 1µF; 0805 ≥ 1µF; 1206 ≥ 4.7µF; 1210 ≥ 4.7µF</td> </tr> <tr> <td>35V: 0603 ≥ 1µF; 0805 ≥ 2.2µF; 1206 ≥ 2.2µF; 1210 ≥ 10µF</td> </tr> <tr> <td>25V: 0201 ≥ 0.1µF; 0402 ≥ 0.22µF; 0603 ≥ 2.2µF; 0805 ≥ 2.2µF; 1206 ≥ 10µF; 1210 ≥ 10µF</td> </tr> <tr> <td>16V: 0201 ≥ 0.1µF; 0402 ≥ 0.22µF; 0603 ≥ 1µF; 0805 ≥ 2.2µF; 1206 ≥ 10µF; 1210 ≥ 47µF</td> </tr> <tr> <td>10V: 0201 ≥ 47nF; 0402 ≥ 0.47µF; 0603 ≥ 0.47µF; 0805 ≥ 2.2µF; 1206 ≥ 4.7µF; 1210 ≥ 47µF</td> </tr> <tr> <td>6.3V ; 4V ; All X6S/X7S items; Size ≥ 1812</td> </tr> </tbody> </table>	Rated voltage	Insulation Resistance	100V: All X7R; 1210 ≥ 3.3µF	1GΩ or RxC ≥ 10 Ω-F whichever is smaller.	50V: 0402 > 0.01µF; 0603 ≥ 1µF; 0805 ≥ 1µF; 1206 ≥ 4.7µF; 1210 ≥ 4.7µF	35V: 0603 ≥ 1µF; 0805 ≥ 2.2µF; 1206 ≥ 2.2µF; 1210 ≥ 10µF	25V: 0201 ≥ 0.1µF; 0402 ≥ 0.22µF; 0603 ≥ 2.2µF; 0805 ≥ 2.2µF; 1206 ≥ 10µF; 1210 ≥ 10µF	16V: 0201 ≥ 0.1µF; 0402 ≥ 0.22µF; 0603 ≥ 1µF; 0805 ≥ 2.2µF; 1206 ≥ 10µF; 1210 ≥ 47µF	10V: 0201 ≥ 47nF; 0402 ≥ 0.47µF; 0603 ≥ 0.47µF; 0805 ≥ 2.2µF; 1206 ≥ 4.7µF; 1210 ≥ 47µF	6.3V ; 4V ; All X6S/X7S items; Size ≥ 1812																																																																																																								
Rated voltage	Insulation Resistance																																																																																																																				
100V: All X7R; 1210 ≥ 3.3µF	1GΩ or RxC ≥ 10 Ω-F whichever is smaller.																																																																																																																				
50V: 0402 > 0.01µF; 0603 ≥ 1µF; 0805 ≥ 1µF; 1206 ≥ 4.7µF; 1210 ≥ 4.7µF																																																																																																																					
35V: 0603 ≥ 1µF; 0805 ≥ 2.2µF; 1206 ≥ 2.2µF; 1210 ≥ 10µF																																																																																																																					
25V: 0201 ≥ 0.1µF; 0402 ≥ 0.22µF; 0603 ≥ 2.2µF; 0805 ≥ 2.2µF; 1206 ≥ 10µF; 1210 ≥ 10µF																																																																																																																					
16V: 0201 ≥ 0.1µF; 0402 ≥ 0.22µF; 0603 ≥ 1µF; 0805 ≥ 2.2µF; 1206 ≥ 10µF; 1210 ≥ 47µF																																																																																																																					
10V: 0201 ≥ 47nF; 0402 ≥ 0.47µF; 0603 ≥ 0.47µF; 0805 ≥ 2.2µF; 1206 ≥ 4.7µF; 1210 ≥ 47µF																																																																																																																					
6.3V ; 4V ; All X6S/X7S items; Size ≥ 1812																																																																																																																					

Multilayer Ceramic Capacitors

APPENDIXES

■ Tape & reel dimensions

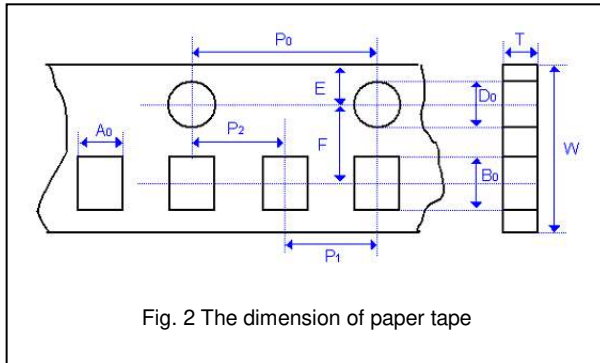


Fig. 2 The dimension of paper tape

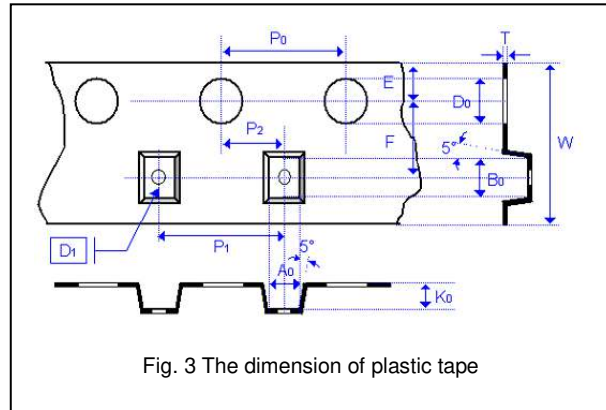


Fig. 3 The dimension of plastic tape

Size	0201	0402	0603	0805			1206			1210			1808	1812	
Thickness	L	N,E	S,H,X	A,H	B,T	D,I	B,T	C,J,D	G,P	T	C,D,G,K	M	D,F, G,K	D,F, G,K	M,U
A ₀	0.40 +/-0.10	0.70 +/-0.20	1.05 +/-0.30	1.50 +/-0.20	1.50 +/-0.20	< 1.80	1.90 +/-0.50	< 2.00	< 2.30	< 3.05	< 3.05	< 3.20	< 2.50	< 3.90	< 3.90
B ₀	0.70 +/-0.10	1.20 +/-0.20	1.80 +/-0.30	2.30 +/-0.20	2.30 +/-0.20	< 2.70	3.50 +/-0.50	< 3.70	< 4.00	< 3.80	< 3.80	< 4.00	< 5.30	< 5.30	< 5.30
T	≤ 0.55	≤ 0.80	≤ 1.20	≤ 1.15	≤ 1.20	0.23 +/-0.1	≤ 1.20	0.23 +/-0.1	0.23 +/-0.1	0.23 +/-0.1	0.23 +/-0.1	0.23 +/-0.1	0.25 +/-0.1	0.25 +/-0.1	0.25 +/-0.1
K ₀	-	-	-	-	-	< 2.50	-	< 2.50	< 2.50	< 1.50	< 2.50	< 3.20	< 2.50	< 2.50	< 3.50
W	8.00 +/-0.30	8.00 +/-0.30	8.00 +/-0.30	8.00 +/-0.30	8.00 +/-0.30	8.00 +/-0.30	8.00 +/-0.30	8.00 +/-0.30	8.00 +/-0.30	8.00 +/-0.30	8.00 +/-0.30	8.00 +/-0.30	12.00 +/-0.30	12.00 +/-0.30	12.00 +/-0.30
P ₀	4.00 +/-0.10	4.00 +/-0.10	4.00 +/-0.10	4.00 +/-0.10	4.00 +/-0.10	4.00 +/-0.10	4.00 +/-0.10	4.00 +/-0.10	4.00 +/-0.10	4.00 +/-0.10	4.00 +/-0.10	4.00 +/-0.10	4.00 +/-0.10	4.00 +/-0.10	4.00 +/-0.10
10xP ₀	40.00 +/-0.10	40.00 +/-0.10	40.00 +/-0.20	40.00 +/-0.20	40.00 +/-0.20	40.00 +/-0.20	40.00 +/-0.20	40.00 +/-0.20	40.00 +/-0.20	40.00 +/-0.20	40.00 +/-0.20	40.00 +/-0.20	40.00 +/-0.20	40.00 +/-0.20	40.00 +/-0.20
P ₁	2.00 +/-0.05	2.00 +/-0.05	4.00 +/-0.10	4.00 +/-0.10	4.00 +/-0.10	4.00 +/-0.10	4.00 +/-0.10	4.00 +/-0.10	4.00 +/-0.10	4.00 +/-0.10	4.00 +/-0.10	4.00 +/-0.10	4.00 +/-0.10	8.00 +/-0.10	8.00 +/-0.10
P ₂	2.00 +/-0.05	2.00 +/-0.05	2.00 +/-0.05	2.00 +/-0.05	2.00 +/-0.05	2.00 +/-0.05	2.00 +/-0.05	2.00 +/-0.05	2.00 +/-0.05	2.00 +/-0.05	2.00 +/-0.05	2.00 +/-0.05	2.00 +/-0.05	2.00 +/-0.10	2.00 +/-0.10
D ₀	1.50 +0.1/-0	1.50 +0.1/-0	1.50 +0.1/-0	1.50 +0.1/-0	1.50 +0.1/-0	1.50 +0.1/-0	1.50 +0.1/-0	1.50 +0.1/-0	1.50 +0.1/-0	1.50 +0.1/-0	1.50 +0.1/-0	1.50 +0.1/-0	1.50 +0.1/-0	1.50 +0.1/-0	1.50 +0.1/-0
D ₁	-	-	-	-	-	1.00 +/-0.10	-	1.00 +/-0.10	1.00 +/-0.10	1.00 +/-0.10	1.00 +/-0.10	1.00 +/-0.10	1.00 +/-0.10	1.50 +/-0.10	1.50 +/-0.10
E	1.75 +/-0.10	1.75 +/-0.10	1.75 +/-0.10	1.75 +/-0.10	1.75 +/-0.10	1.75 +/-0.10	1.75 +/-0.10	1.75 +/-0.10	1.75 +/-0.10	1.75 +/-0.10	1.75 +/-0.10	1.75 +/-0.10	1.75 +/-0.10	1.75 +/-0.10	1.75 +/-0.10
F	3.50 +/-0.05	3.50 +/-0.05	3.50 +/-0.05	3.50 +/-0.05	3.50 +/-0.05	3.50 +/-0.05	3.50 +/-0.05	3.50 +/-0.05	3.50 +/-0.05	3.50 +/-0.05	3.50 +/-0.05	3.50 +/-0.05	5.50 +/-0.10	5.50 +/-0.10	5.50 +/-0.10

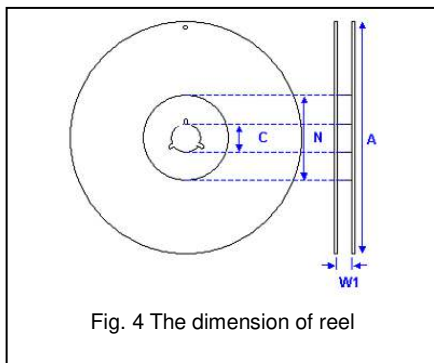
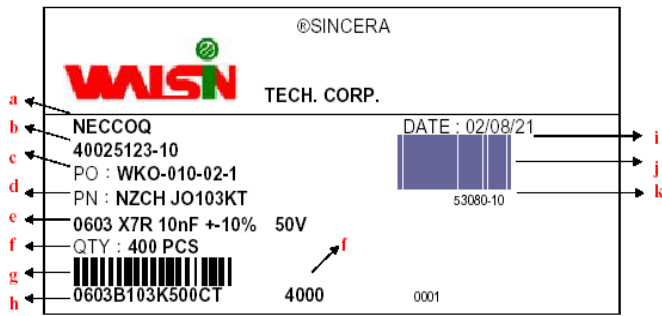


Fig. 4 The dimension of reel

Size	0201, 0402, 0603, 0805, 1206, 1210			1812
Reel size	7"	10"	13"	7"
C	13.0+0.5/-0.2	13.0+0.5/-0.2	13.0+0.5/-0.2	13.0+0.5/-0.2
W ₁	8.4+1.5/-0	8.4+1.5/-0	8.4+1.5/-0	12.4+2.0/-0
A	178.0±1.0	250.0±1.0	330.0±1.0	178.0±1.0
N	60.0+1.0/-0	100.0±1.0	100±1.0	60.0+1.0/-0

Multilayer Ceramic Capacitors

Example of customer label



*Customized label is available upon request

- a. Customer name
- b. WTC order series and item number
- c. Customer P/O
- d. Customer P/N
- e. Description of product
- f. Quantity
- g. Bar code including quantity & WTC P/N or customer
- h. WTC P/N
- i. Shipping date
- j. Order bar code including series and item numbers
- k. Serial number of label

Constructions

No.	Name	NPO	X7R, X5R, X6S, X7S, Y5V
①	Ceramic material	CaZrO ₃ based	BaTiO ₃ based
②	Inner electrode		Ni
③	Termination	Inner layer	Cu
④		Middle layer	Ni
⑤		Outer layer	Sn

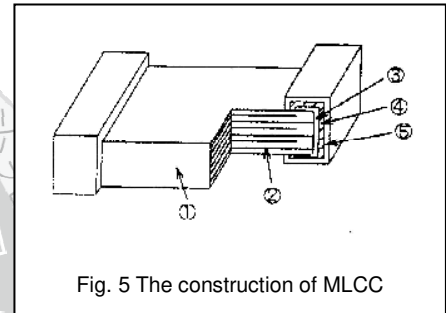


Fig. 5 The construction of MLCC

Storage and handling conditions

- (1) To store products at 5 to 40°C ambient temperature and 20 to 70% related humidity conditions.
- (2) The product is recommended to be used within one year after shipment. Check solderability in case of shelf life extension is needed.

Cautions:

- a. The corrosive gas reacts on the terminal electrodes of capacitors, and results in the poor solderability. Do not store the capacitors in the ambience of corrosive gas (e.g., hydrogen sulfide, sulfur dioxide, chlorine, ammonia gas etc.)
- b. In corrosive atmosphere, solderability might be degraded, and silver migration might occur to cause low reliability.
- c. Due to the dewing by rapid humidity change, or the photochemical change of the terminal electrode by direct sunlight, the solderability and electrical performance may deteriorate. Do not store capacitors under direct sunlight or dewing condition. To store products on the shelf and avoid exposure to moisture.

Multilayer Ceramic Capacitors

Recommended soldering conditions

The lead-free termination MLCCs are not only to be used on SMT against lead-free solder paste, but also suitable against lead-containing solder paste. If the optimized solder joint is requested, increasing soldering time, temperature and concentration of N₂ within oven are recommended.

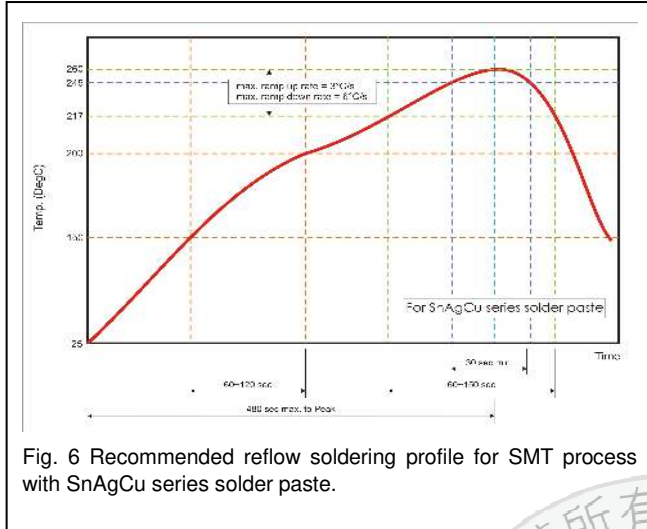


Fig. 6 Recommended reflow soldering profile for SMT process with SnAgCu series solder paste.

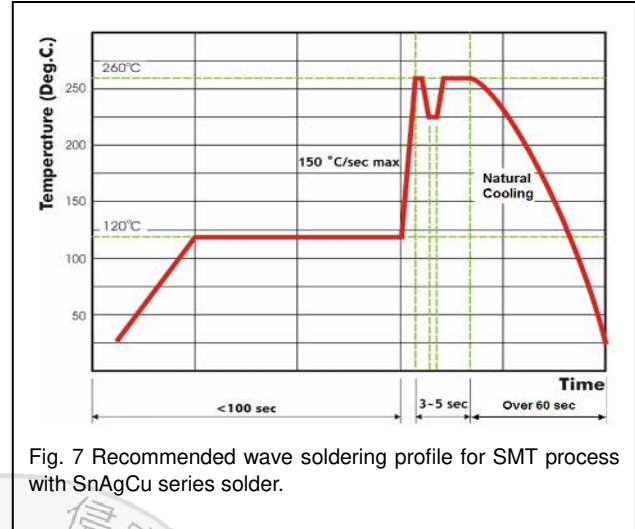


Fig. 7 Recommended wave soldering profile for SMT process with SnAgCu series solder.



Mouser Electronics

Authorized Distributor

Click to View Pricing, Inventory, Delivery & Lifecycle Information:

Kamaya:

[0402X224M160CT](#) [0402X273J160CT](#) [0402X333J160CT](#) [0402X393J160CT](#) [0402X473J160CT](#) [0402X474M160CT](#)
[1210X106J160CT](#) [1812F685Z160CT](#) [0201X121K160CT](#) [0201X222J160CT](#) [0402B151M160CT](#) [0402B181M160CT](#)
[0402B203K160CT](#) [0402B224M160CT](#) [0402B393M160CT](#) [0402B561M160CT](#) [0402B563M160CT](#) [0402B681M160CT](#)
[0402B683M160CT](#) [0402B823M160CT](#) [1206B155M160CT](#) [1206X155J160CT](#) [1206X225J160CT](#) [1206X335J160CT](#)
[1206X475J160CT](#) [0805X105M160CT](#) [0805X225J160CT](#) [1206B124M160CT](#) [0603X225M160CT](#) [0603X274M160CT](#)
[0603X334J160CT](#) [0603X474J160CT](#) [0603X475M160CT](#) [0603X564K160CT](#) [0603X684J160CT](#) [0805B475M160CT](#)
[0805B823M160CT](#) [0603X105J160CT](#) [0603X224M160CT](#) [0603B204K160CT](#) [0603B225M160CT](#) [0603F123Z160CT](#)
[0603F124Z160CT](#) [0603F184Z160CT](#) [0603F824Z160CT](#) [0201B122M160CT](#) [0201B182J160CT](#) [0201B182M160CT](#)
[0201B271M160CT](#) [0201B272M160CT](#) [0201B391M160CT](#) [0201B392M160CT](#) [0201B561M160CT](#) [0603B274K160CT](#)
[0805X106M160CT](#) [0402B563K160CT](#) [0402X105M160CT](#) [0201X104M160CT](#) [0805X335K160CT](#) [0201B181K160CT](#)
[0603X394K160CT](#) [0603B824K160CT](#) [0603B564K160CT](#) [0603X274K160CT](#) [0402X154K160CT](#) [0201B392K160CT](#)
[0402X823K160CT](#) [0402X563K160CT](#)

Walsin:

[1206N621G500CT](#) [1206N622F500CT](#) [1206N622J500CT](#) [1206N680F101CT](#) [1206N680F500CT](#) [1206N680G101CT](#)
[1206N680G500CT](#) [1206N681F101CT](#) [1812N222G500CT](#) [1812N222J101CT](#) [1812N222J500CT](#) [1812N223F101CT](#)
[1812N223F500CT](#) [1812N223G101CT](#) [1812N223G500CT](#) [1812N223J101CT](#) [1812N223J160CT](#) [1812N223J250CT](#)
[1812N223J500CT](#) [1812N223K101CT](#) [0201N0R5A250CT](#) [0201N0R5A500CT](#) [0201N101K500CT](#)
[0201N7R0D250CT](#) [0201N9R0C250CT](#) [0201X121K500CT](#) [0201X181K160CT](#) [0201X181K250CT](#) [0201X181K500CT](#)
[0201X391K160CT](#) [0201X391K500CT](#) [0201X474M6R3CT](#) [0402F683Z250CT](#) [0402N0R3A500CT](#) [1206B123M101CT](#)
[1206B123M500CT](#) [1206B124M101CT](#) [1206B124M500CT](#) [1206B151M500CT](#) [1206B152M101CT](#) [1206B152M250CT](#)
[1206B152M500CT](#) [1206B153M101CT](#) [1206B153M500CT](#) [1206B154J100CT](#) [1206B154M100CT](#)
[1206B154M160CT](#) [1206B154M250CT](#) [1206B154M500CT](#) [1812N271J101CT](#) [0402N0R7A500CT](#) [0402N1R5A500CT](#)
[0402N2R7A500CT](#) [0402N331G500CT](#) [0603N180K500CT](#) [0603N181F100CT](#) [0603N181F160CT](#) [0603N181F250CT](#)
[0603N181F500CT](#) [0603N181G100CT](#) [0603N181G101CT](#) [0603N181G160CT](#) [0603N181G250CT](#)
[0603N181G500CT](#) [0603N181J100CT](#) [0603N181J160CT](#) [0603N181K101CT](#) [0603N181K160CT](#) [0603N181K250CT](#)
[0603N182F100CT](#) [0603N182F160CT](#) [0603N182G100CT](#) [0603N182G160CT](#) [0805N511F500CT](#) [0805N511G500CT](#)
[0805N511K500CT](#) [0805N512J500CT](#) [0805N560F100CT](#) [0805N560F101CT](#) [0805N560F160CT](#) [0805N560F250CT](#)
[0805N560F500CT](#) [0805N560G100CT](#) [0805N560G101CT](#) [0805N560G160CT](#) [0805N560G250CT](#) [0805N560J100CT](#)

0805N560J101CT 0805N560J250CT 0603N182J100CT 0603N182J160CT 0603N182J250CT 0603N1R0B101CT
0603N1R0B160CT 0603N1R0C100CT 0603N1R0C250CT 0603N1R0D101CT 0603N1R0D500CT
0603N1R1C500CT 0603N1R2B100CT